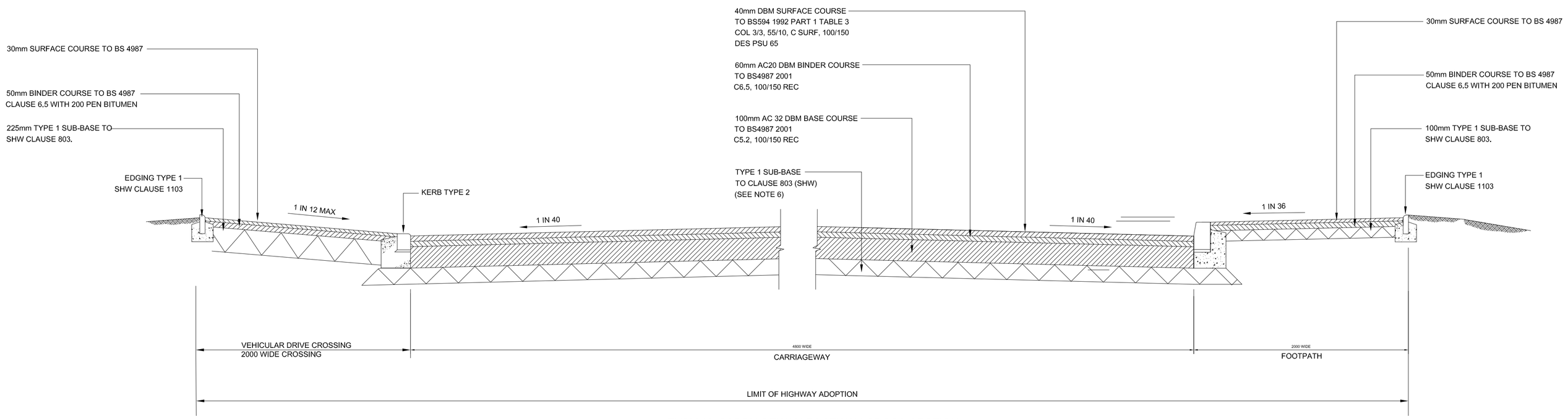

TYPICAL CARRIAGEWAY/FOOTWAY CROSS-SECTION

SCALE 1:25

NOTES

1. ALL DIMENSIONS ARE IN MILLIMETRES UNLESS STATED OTHERWISE.
2. THE GENERAL SPECIFICATION OF MATERIALS AND WORKMANSHIP FOR THE CONSTRUCTION OF THE ACCESS ROAD, FOOTPATHS AND OTHER AREAS OF HARDSTANDING SHALL BE THE MANUAL OF CONTRACT DOCUMENTS FOR HIGHWAY WORKS, VOLUME 1, SPECIFICATION OF HIGHWAY WORKS (SHW) PUBLISHED BY THE STATIONARY OFFICE, LATEST REVISION NOVEMBER 2009
3. ALL MATERIALS UNLESS SPECIFIED OTHERWISE, SHALL COMPLY WITH RELEVANT BRITISH STANDARD. SOURCES OF MATERIALS ARE TO BE AGREED WITH THE ADOPTING AUTHORITY IN ADVANCE OF THE WORKS.
4. THIS DRAWING IS TO BE READ IN CONJUNCTION WITH ALL ASSOCIATED ENGINEERS DRAWINGS AND DETAILS.
5. ANY DISCREPANCIES IN THE DETAILS SHOWN ON THIS DRAWING TO BE REPORTED TO THE ENGINEER PRIOR TO CONSTRUCTION.

ROAD CONSTRUCTION

6. SUB-BASE THICKNESS TO BE AS INDICATED BELOW:-

CBR value of formation	Layer thickness
CBR GREATER THAN 15%	225mm SUB-BASE MINIMUM
CBR GREATER THAN 5% BUT LESS THAN 15%	225mm SUB-BASE LAID IN 2 LAYERS (MAX. SINGLE LAYER THICKNESS 125mm)
CBR GREATER THAN 2% BUT LESS THAN 5%	225mm SUB-BASE PLUS 350mm CAPPING
CBR LESS THAN 2%	225mm SUB-BASE PLUS 600mm CAPPING

7. ANY SOFT SPOTS AT UNDERSIDE OF CAPPING LAYER TO BE TREATED BY OVERDIGGING AND REPLACEMENT WITH AN APPROVED COMPACTED GRANULAR MATERIAL.
8. THE FORMATION OF ROADS AND FOOTWAYS SHALL BE PREPARED BY REMOVING ALL UNSUITABLE MATERIAL AND AN APPROVED WEEDKILLER SHALL BE SPRAYED ONTO THE SUBGRADE BEFORE LAYING THE SUB-BASE.
9. PRIOR TO CARRYING OUT ANY WORKS ON A PUBLIC HIGHWAY THE CONTRACTOR SHALL OBTAIN A ROAD OPENING PERMIT FROM THE HIGHWAY AUTHORITY.
10. TRAFFIC SAFETY MEASURES ON OR ADJACENT TO AN EXISTING HIGHWAY SHALL BE IN ACCORDANCE WITH CHAPTER 8 OF THE TRAFFIC SIGNS MANUAL.
11. WHERE NEW PAVEMENT MATERIALS ARE TO BE LAID AGAINST BOUND MATERIALS, THE EXISTING SURFACE SHALL BE SAW CUT TO A STRAIGHT EDGE AND THE VERTICAL FACE PAINTED WITH BITUMEN EMULSION SEALANT.
12. WHERE NEW PAVEMENT MATERIALS ARE TO BE LAID UPON EXISTING BOUND MATERIALS, THE SURFACE OF THE EXISTING MATERIAL SHALL BE SUCTION SWEPT AND TACK COATED IN ACCORDANCE WITH CLAUSE 920 (SHW).
14. ALL BITUMINOUS MACADAM LAYERS SHALL BE COMPACTED TO ACHIEVE THE AIR VOIDS REQUIREMENTS SPECIFIED IN THE RELEVANT SECTIONS OF BS 13108 - 1+7:2006.
15. CONCRETE MIXES INDICATED ON THIS DRAWING ARE DESIGNATED MIXES CONFORMING TO BS8500-1,2006, UNLESS NOTED OTHERWISE.

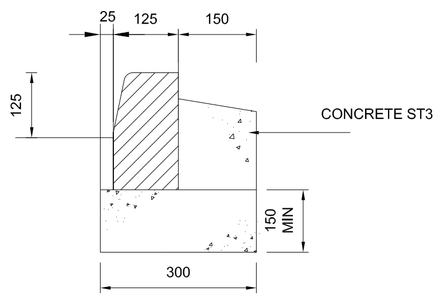

HALF BATTERED KERB: TYPE HB2

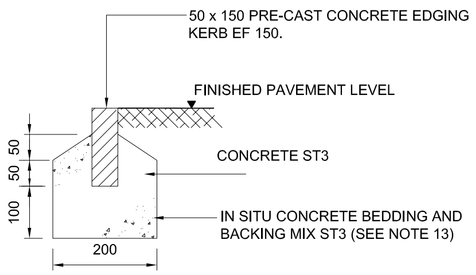

EDGING TYPE 1

NOTE

ALL CONCRETE FOUNDATIONS AND BACKING TO KERBS ARE TO BE MECHANICALLY VIBRATED.

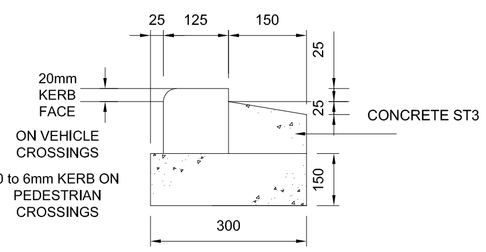

BULLNOSE KERB: TYPE BN

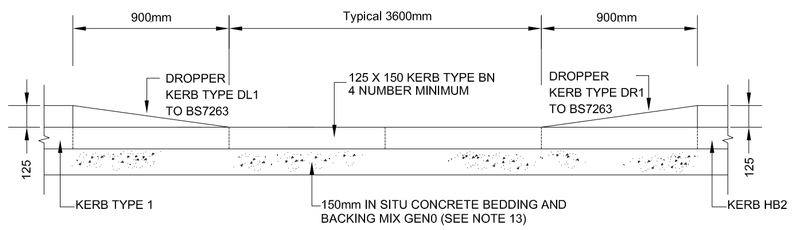

DROPPED VEHICULAR ACCESS

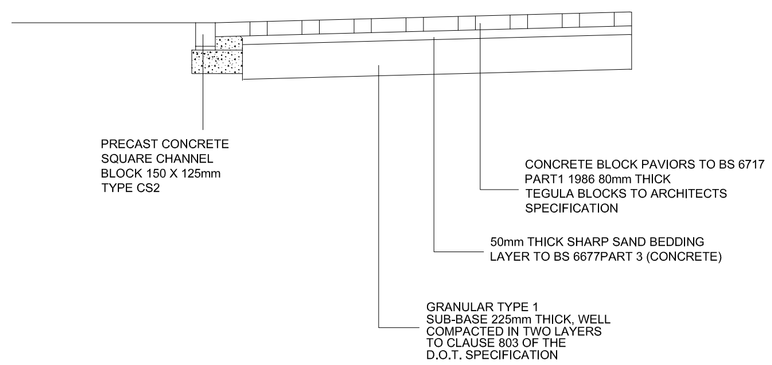

TYPICAL BLOCK PAVED DRIVEWAYS

Rev	Description	Chk'd/App'd	Date

Issue: PRELIMINARY

Client/Architect: KEYWORKER HOMES LTD

Contract: RESIDENTIAL DEVELOPMENT FORGE WORKS BIDDULPH

Title: ROAD CONSTRUCTION DETAILS

KEYTECH DEVELOPMENT DESIGN LTD
46 SANDBACH ROAD, CONGLETON,CHESHIRE CW12 4LW
Phone/Fax: 01260 275760,e-mail: garybennett1726@tinternet.com

Date: JAN 18 Scale: AS SHOWN
Original size: A1
Drawn: HEB
Checked: Approved

Drawing No.: K686-111 Revision: