All heights, sizes and dimensions should be checked on site by the contractor before any work is put in hand.

Figured dimensions should be taken in preference to scaling and any errors or omissions reported to the architect at once

This drawing has been prepared in accordance with the CDM [Construction Design and Management] and all foreseeable design risks to those involved or affected by construction have been avoided wherever possible



Proposed Rear Elevation
1 : 50

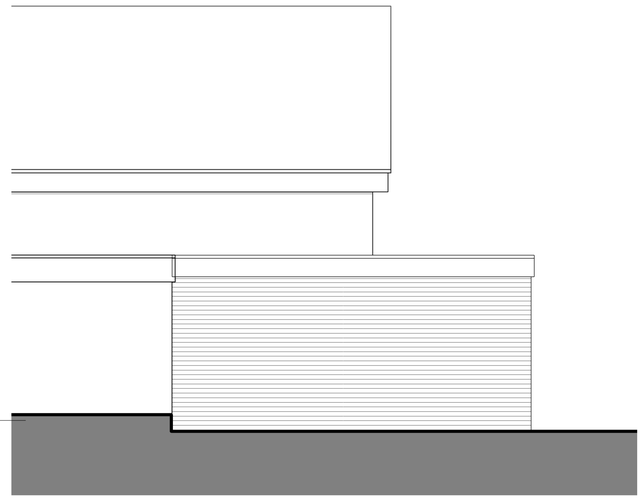

Proposed Partial Side Elevation B
1 : 50

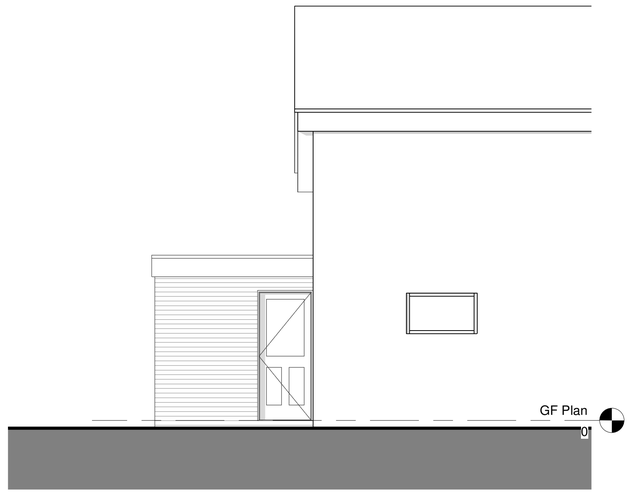

Proposed Partial Side Elevation A
1 : 50

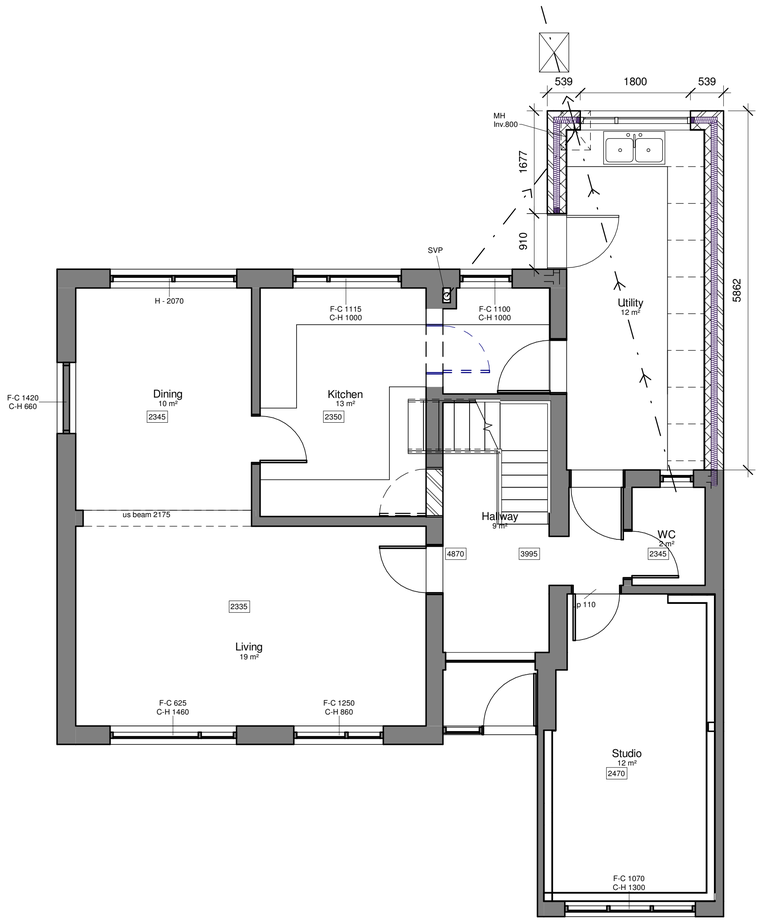

Proposed GF Plan
1 : 50

\\NAS-6E-EB-28\Documents\Drawings\Current Drawings\3076 Mr & Mrs Triner\01-Architectural\01 WIP\CAD\DT18_SA_XX_XX_M3.rvt

Rev	Date	By	Detail

Drawing status

Client
Mr & Mrs Triner

Project/Location

Utility Extension
44 Hollington Road
ST10 4JY

SMYTHEMAN ARCHITECTURAL
12 High Street
Tean
Stoke-on-Trent
ST10 4DZ
United Kingdom
T +44 (0)1538 722097
F +44 (0)1538 722185
mail@smytheman.co.uk
www.smytheman.co.uk

Drawing title
Proposed Plans and Elevations

Scale(s)	Date	Drawn	Checked	Job Number
1 : 50 @A1	02/08/18	Author	Checker	3076

Drawing number DT18-SA-XX-XX-DR-A-0202 **Revision**