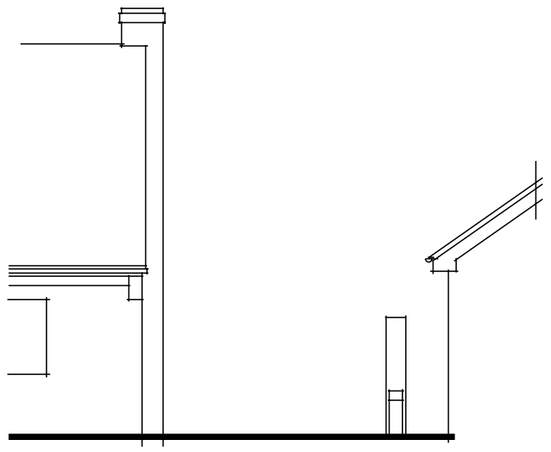

EXISTING FRONT ELEVATION (scale 1:100)

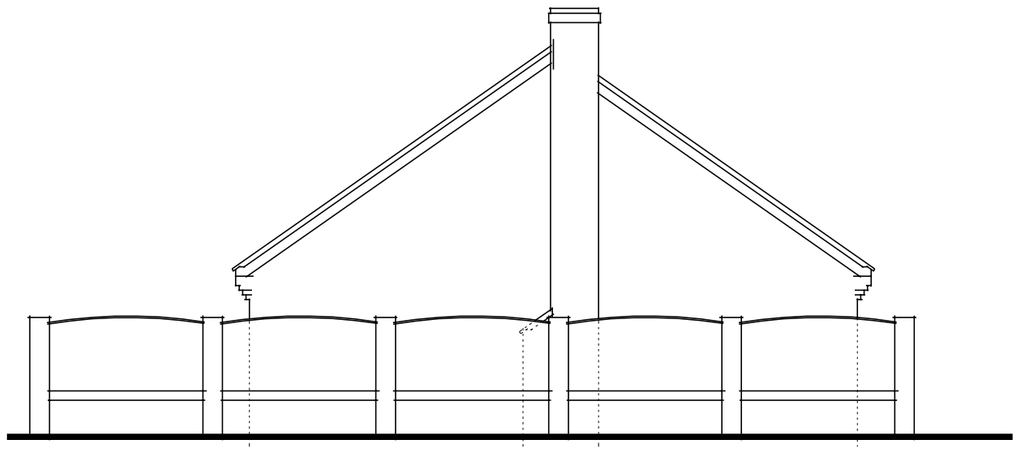

EXISTING SIDE ELEVATION (scale 1:100)

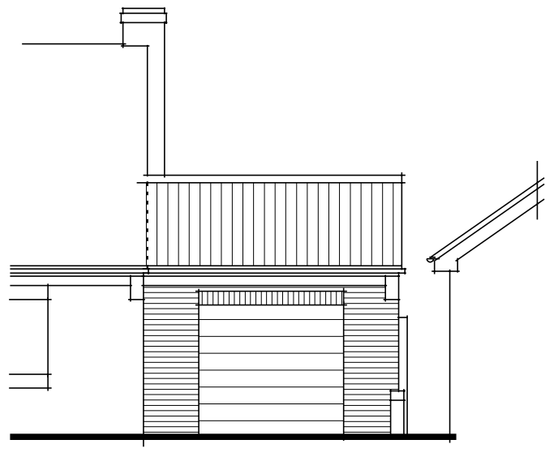

PROPOSED FRONT ELEVATION (scale 1:100)

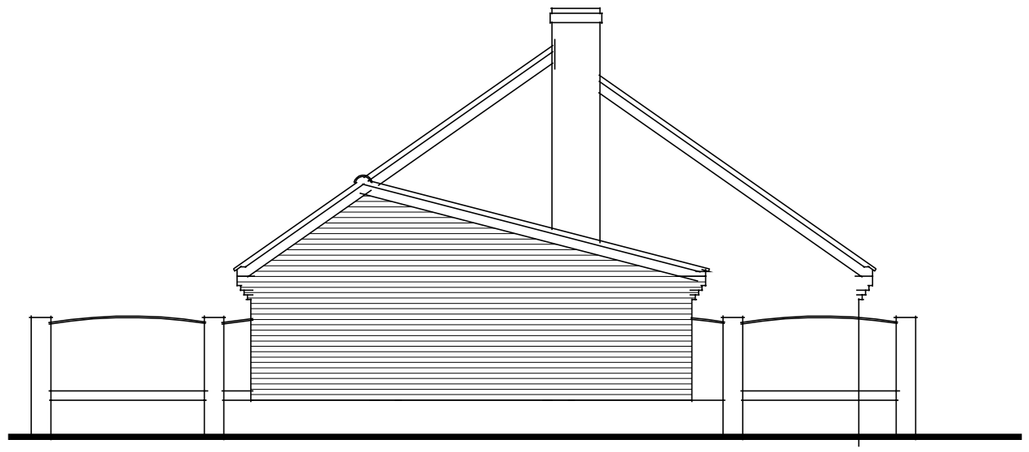

PROPOSED SIDE ELEVATION (scale 1:100)

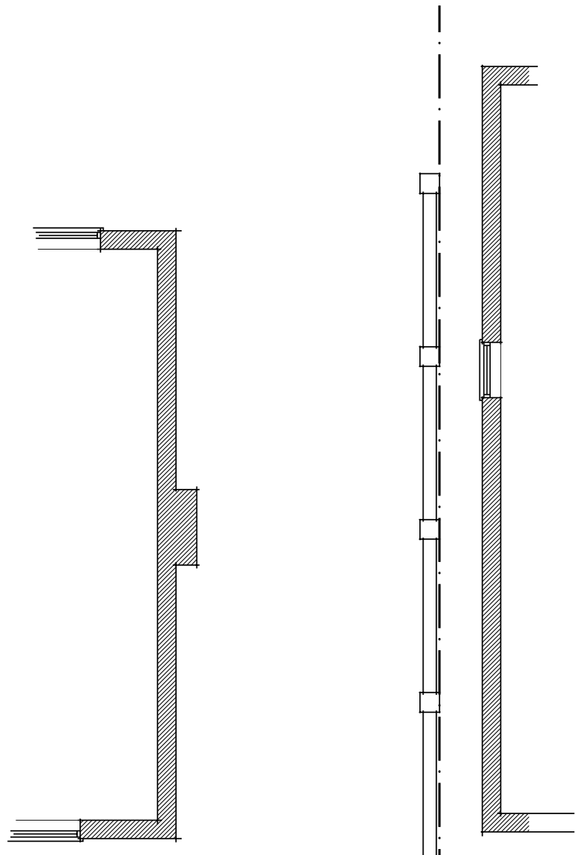

EXISTING GROUND FLOOR PLAN (scale 1:100)

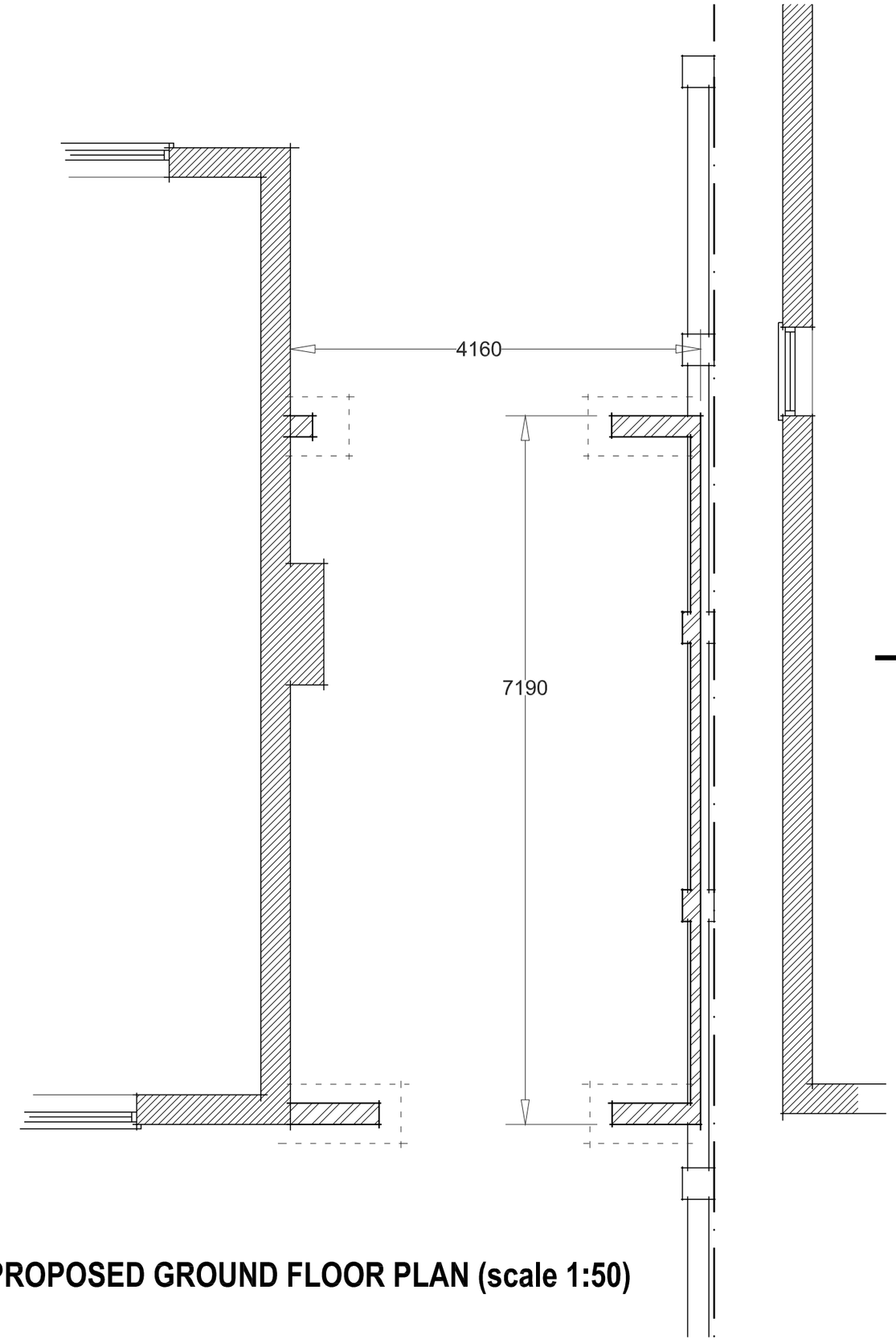

PROPOSED GROUND FLOOR PLAN (scale 1:50)

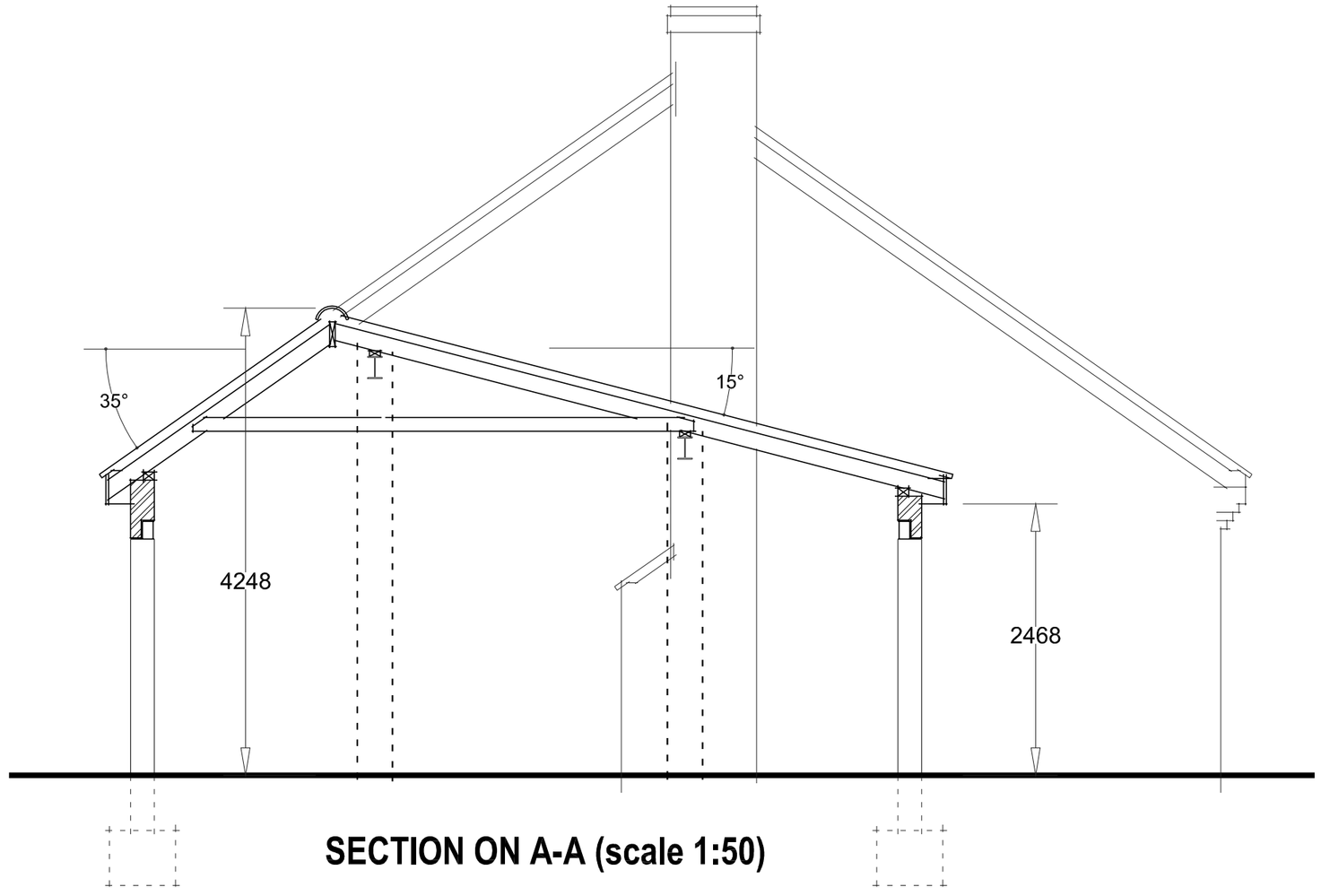

SECTION ON A-A (scale 1:50)

0 1 5

SCALE 1:50 @ A2

0 1 5 10

SCALE 1:100 @ A2

SPECIFICATION

FOUNDATIONS:
STRIP FOUNDATION TO GENERALLY COMPRISE:
600mm WIDE x 300mm DEEP, C30 MIX CONCRETE CAST MIN 1000mm BELOW GROUND LEVEL.

FOUNDATIONS TO BE DESIGNED IN ACCORDANCE WITH NHBC STANDARD CHAPTER 4.2 - 'BUILDING NEAR TREES'..

WHERE FOUNDATIONS ARE ADJACENT TO EXISTING FOUNDATION THE ACTUAL FOUNDATION DESIGN WILL DEPEND ON SITE CONDITIONS AND DEPTH OF THE ADJACENT FOUNDATIONS.

WHERE DRAINS ARE PRESENT THE FOUNDATIONS ARE TO BE TAKEN DOWN TO THE INVERT OF THE DRAIN OR TO SUCH A DEPTH WHERE NO BUILDING LOAD IS TRANSFERRED ONTO THE DRAIN.

WHERE SULPHATES ARE PRESENT IN THE GROUND, SULPHATE-RESISTING CEMENT IS TO BE USED IN THE CONCRETE MIX.

ALL CONCRETE WORK IS TO BE CARRIED OUT ACCORDING TO BS 8100 1986.

215mm MASONRY:
BELOW DAMP PROOF COURSE (DPC) LEVEL, COMMON BRICK AND TRENCH BLOCKS WITH OUTER SKIN TO BE RED ENGINEERING TO MATCH EXISTING.

BELOW DPC TAKEN DOWN TO 3NO. COURSES BENEATH FINAL GROUND LEVEL ON EXTERNAL WALLS.

EXTERNAL LEAF: 215mm SOLID BRICKWORK. 102.5mm BRICKWORK TO GABLE END AND STABILISED WITH 2no PILLARS AS SHOWN.

LINTELS TO ALL OPENINGS TO BE MANUFACTURED BY CATNIC, TYPE CG100 WITH HORIZONTAL DPC AND 2no WEEPHOLES. UNLESS OTHERWISE STATED.

MASONRY CONNECTIONS:
NEW MASONRY TO BE EITHER MECHANICALLY CONNECTED TO EXISTING MASONRY OR BRICK/BLOCK BONDED TO THE EXISTING MASONRY, DECISION BASED ON BRICK SIZE, APPEARANCE AND CUSTOMER REQUIREMENTS. CUT SLOT AND BUILD IN VERTICAL DAMP PROOF COURSE IF FURFIX OR OTHER MECHANICAL CONNECTIONS ARE EMPLOYED.

ROOF STRUCTURE:
ROOF TIMBERS TO COMPRISE GENERALLY:
- RAFTERS: 150x50mm AT 400mm CENTRES.
- PURLINS: 203x133x25 UB, BOLT 100x50mm TIMBER ALONG TOP FLANGE ON WHICH TO FIX RAFTERS.
- CEILING TIES: 150x50mm AT 400mm CENTRES.
- TIMBER, GRADE C16, UNLESS OTHERWISE STATED.
- WALLPLATE: 100x75mm S.W. WALLPLATE ANCHORED TO WALLS WITH PROPRIETARY ANCHOR STRAPS AT 2000mm CENTRES.
- FASCIA: UPVC FASCIA AND SOFFIT TO MATCH EXISTING.

PROVIDE 1500x30x6mm GALV M.S STRAPS AT 2000mm CENTRES ALONG ROOF VERGE AND WALLPLATE.

PITCHED ROOF COVERING:
INTERLOCKING CONCRETE TILE ROOF COVERING TO COMPRISE:
TILES TO MATCH EXISTING TO BE FIXED STRICTLY IN ACCORDANCE WITH MANUFACTURERS RECOMMENDATIONS ON 25X38mm TANNALIZED S/W TILING LATH GENERALLY TO SUIT TILE GAUGE ON 'TYVEK' OR SIMILAR 'BREATHABLE' SLATERS FELT LAID AND LAPPED ACCORDING TO MANUFACTURERS STRICT RECOMMENDATIONS. WHERE IMPERVIOUS SLATERS FELT IS USED ENSURE THAT A MINMUM 50mm AIR GAP IS MAINTAINED BETWEEN THE INSULATION AND UNDERSIDE OF THE FELT. ALSO ENSURE THAT A FREE FLOW OF AIR IS ACHIEVED BETWEEN THE UNDERSIDE OF THE FELT AND THE INSULATION.

A (25.01.18): Scales added.

Rev:

Project:
Carport/Garage SIde Extension, 120 Uttoxeter Road, Blythe Bridge, Stoke on Trent, Staffs, ST11 9AB.

Title:
Building Regulation Submission: Existing & Proposed Floor Plan.

Client:
Mr P. Robinson. 120 Uttoxeter Road, Blythe Bridge, Stoke on Trent, Staffs, ST11 9AB.

Date:	Scale:	Drawing No.	Rev
Dec 2017	1:50 & 1:100 @ A2	1162/ A2/01	A