BLYTHE BUSINESS PARK.

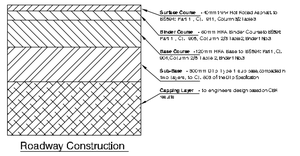

Roadway Construction

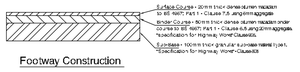

Footway Construction

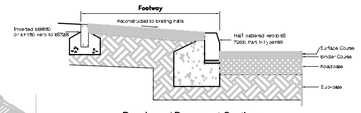

Roadway / Pavement Section

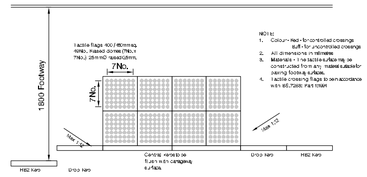

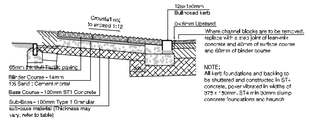



Section At New Tactile Paving on Crossing

Additional Notes for Kerb Details

1. Kerbs are to be precast to BS 7263: 1994.
2. Transition kerbs are to be used at all changes of kerb type.
3. Concrete bed and haunching to be in accordance with Specification Clause 2602 (Mix. ST4)
4. Concrete bed is to rest on undisturbed sub-base or compacted fill as required, prepared appropriately to allow it to rest on sub-base. Sub-base is to protrude 500mm from face of kerb, behind kerb and is to have a minimum thickness of 100mm where sub-base is to be drained or an approved method of drainage provided. (Without an agreement, all existing kerb race to be excavated)
5. Kerbs shall be laid on Class 1 mortar laid on bed in accordance with Clause 2404 and having a minimum thickness of 10mm and a maximum thickness of 40mm. All kerbs to be laid on mortar bed as per drawn kerb details.
6. Dowel bars are specified when small element edging is used. They are to be bedded at 500mm centres.
7. If half battered kerbs are used in conjunction with 'Safestkurb' Type HB2 half battered kerbs, kerb face is to be reduced to 100mm to suit.

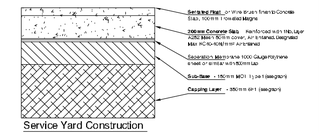

Service Yard Construction

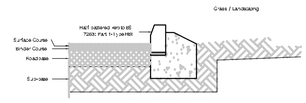

Road / Grass Verge

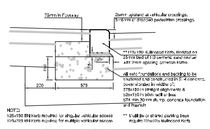

Dropped Kerb Type BN

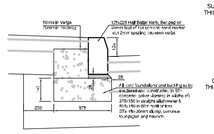

125x255mm Half Battered Kerb Type HB2



Capping and Sub-base Thickness Design

The thickness of sub-base and capping shall be obtained from figure 5.1.

The sub-base may be omitted where CBR is exceeds 80%.

Where the sub grade CBR is greater than 15%, the thickness of sub-base required is 150mm.

Where the sub grade CBR is between 2.5% and 15% for flexible and flexible composite construction, three options available.

1. 150mm of sub-base can be used over a varying thickness of capping in accordance with the CBR values.

2. An increasing thickness of sub-base shall be used with decreasing CBR, with no requirement for capping.

For all pavements and sub grades with CBR values below 2.5%, 150mm of sub-base on the varying thickness of capping. Refer to chart.

Where the sub grade CBR is below 2% even after proof rolling, see the advice of the engineer.

The design should be based on the lowest CBR values and not averaged unless there is significant increase in the CBR along the road.

Roadway and Footpath Details Scale 1:20

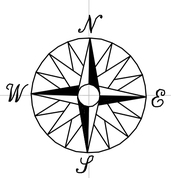

SITE PLAN 1:1250

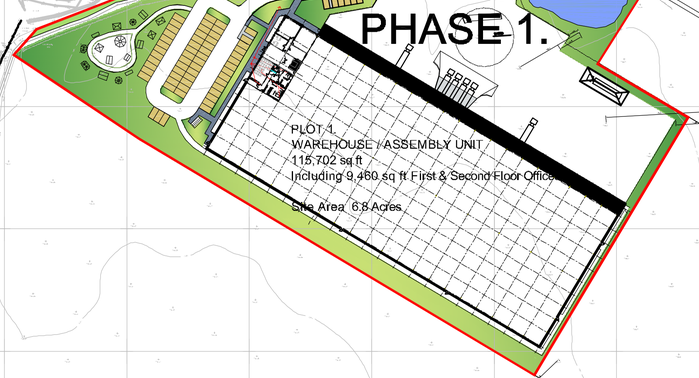

Rev	Date	Description
A	15-09-2017	Road Coordinates and Levels Set. Construction Details Added

MJ BARRETT DEVELOPMENTS
Brookside Business Park
Brookside Road
Uttoxeter Staffs.
ST14 8AT
tel 01889 564253 fax 01889 564210

Client
GREENHOUSE PEOPLE LTD

Project
Proposed Warehouse / Assembly Unit
Blythe Business Park
Sandon Road
Cresswell, Stoke-on-Trent.

Title
SITE PLAN
PROPOSED ROAD DETAILS

Drawn	Date
HPC	Sept 2017
Checked	Scale
.	1:1250 @A1

Status
PLANNING

Drg No.	Rev
A-082-P-06	-

A1 drawing Sheet

This drawing is Copyright. It is sent to you in confidence. It must not be copied or disclosed to third parties without our written permission. It remains our property and must be returned on request.