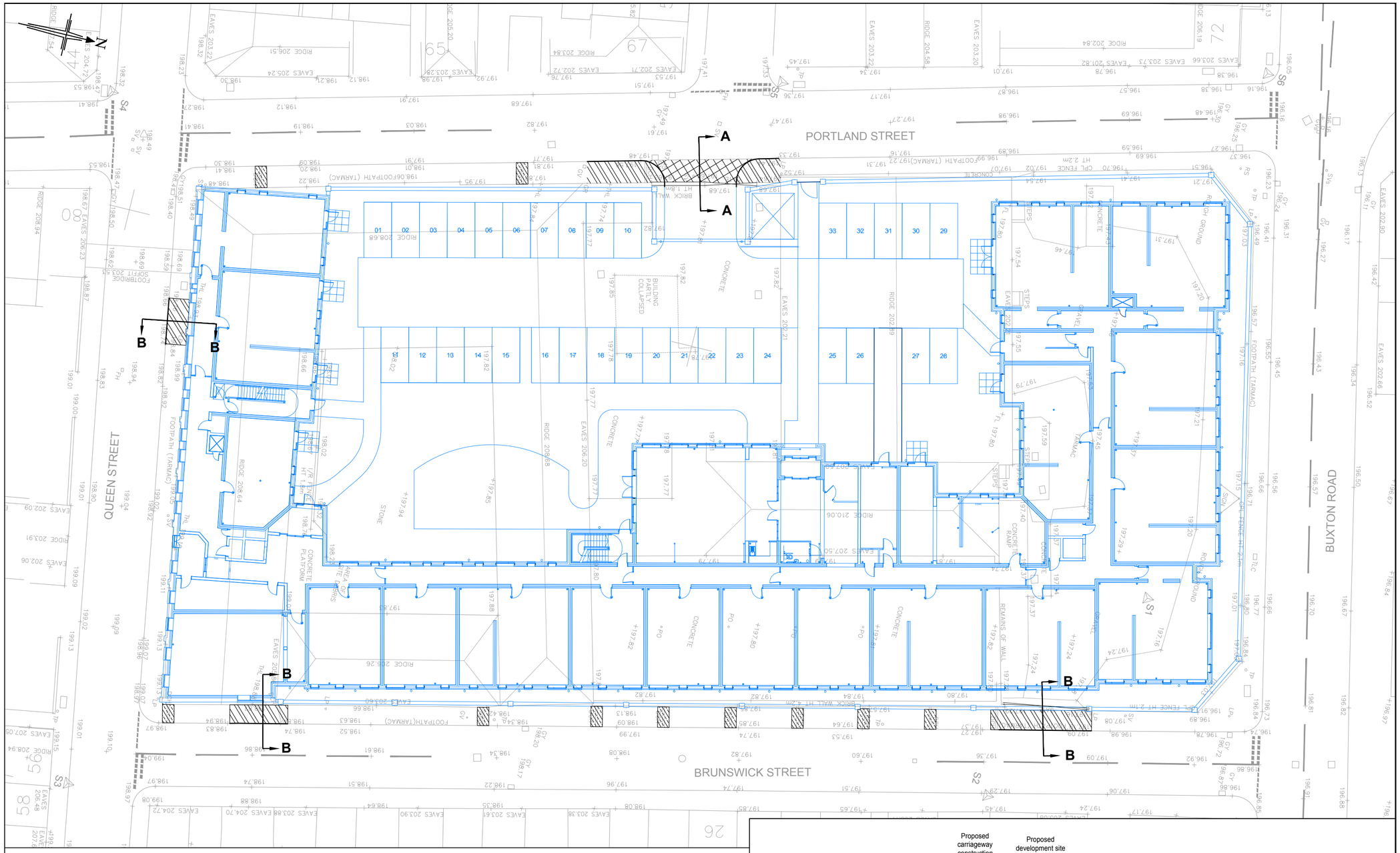

KEY:

New Carriageway Construction
40mm of HRA 55/10 surf 100/150 min psv 55
60mm of AC 20 Dense Bin 100/150 recipe mix
100mm of AC 32 Dense Base 100/150 recipe mix
150mm of Granular Type 1 sub base
350mm 6F2 Capping Material (based on a 2% - 5% CBR value)

New Flexible Footway Construction (less than 1.0m wide)
Excavate to footway formation level and lay:
20mm of AC 6 dense surf 100/150
50mm of AC 20 dense bin 160/220
150mm ST4 concrete in lieu of sub-base

Flexible Footway Overlay
Clean existing surface of detritus and lay:
20mm of AC 6 dense surf 100/150
50mm of AC 20 dense bin 100/150
Regulate with binder course regulating material where necessary

Flexible Footway Resurfacing
Break out existing surface and binder course and lay:
20mm of AC 6 dense surf 100/150
50mm of AC 20 dense bin 100/150
Regulate with binder course regulating material where necessary

CBR Result	6F2 Capping thickness
2% or below	Minimum 600mm (plus ground stabilisation to be agreed with Local Authority Engineer prior to commencement)
2% - 2.5%	450mm
> 2.5% - 3%	400mm
> 3% - 4%	350mm
> 4% - 5%	300mm
> 5% - 7.5%	250mm
> 7.5% - 10%	225mm
> 10%	150mm

CBR Tests to be undertaken by the contractor and results confirmed to the supervising engineer prior to pavement design being agreed.

The contractor should note that at CBR value of less than 2% it is considered unsuitable for pavement foundation and the formation should be improved. Refer to Clause 5.16 of Interim Advice Note (IAN) 73/06 Revision 1 (2009) for guidance.

Contractor is to undertake CBR tests and confirm results to the local highway authority prior to construction.

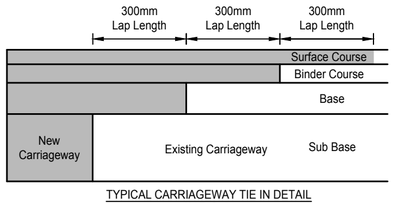

TYPICAL CARRIAGEWAY TIE IN DETAIL
Not To Scale

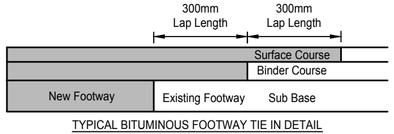

TYPICAL BITUMINOUS FOOTWAY TIE IN DETAIL
Not To Scale

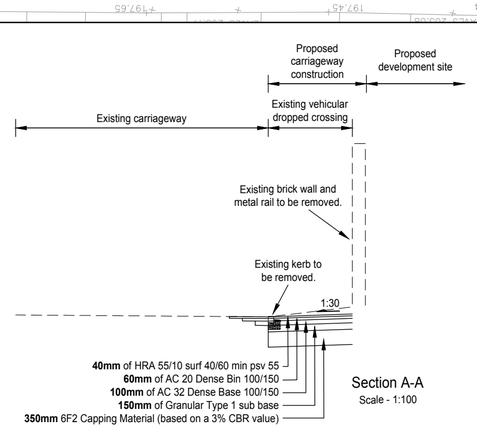

Section A-A
Scale - 1:100

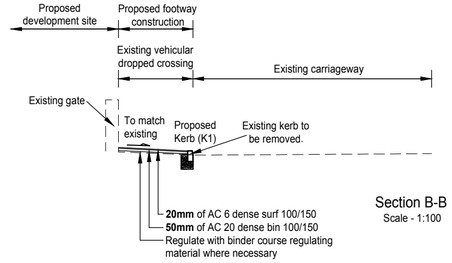

Section B-B
Scale - 1:100

This drawing is copyright and shall not be reproduced nor used for any other purpose without the written permission of the Bryan G Hall ltd. This drawing must be read in conjunction with all other related drawings and documentation.

It is the contractors responsibility to ensure full compliance with the Building Regulations. Do not scale from this drawing, use figured dimensions only. It is the contractors responsibility to check and verify all dimensions on site. Any discrepancies to be reported immediately.
IF IN DOUBT ASK.

Materials not in conformity with relevant British or European Standards/Codes of practice or materials known to be deleterious to health & safety must not be used or specified on this project.

NOTES:

1. All works shall be carried out in accordance with 'Specification for Highway Works' Series 700

2. Refer to series 900 of Volume 1 of the Manual of Contract Documents for Highway Works for road pavements and bituminous bound material specifications.

3. Voids formed in the existing carriageway by removal of kerbs, etc from existing traffic islands shall be filled with concrete mix ST4.

4. The vertical joint between existing and new surfacing shall be painted with 100 pen bitumen.

5. The edge of existing carriageway to be saw cut back 300mm to sound face or as directed by the engineer.

6. Cationic bituminous emulsion shall be applied to all surfaces receiving H.R.A., D.B.M. and Thin Surfacing.

7. The contractor is to provide and maintain a pedestrian route through the works at all times and absolutely defined by suitable barriers and lights where necessary.

8. The contractor is obliged to obtain necessary road opening notices or licenses prior to commencement of the works.

9. All statutory undertakers covers and frames to be lifted to suit new carriageway levels prior to surfacing.

10. All paving details to tie into existing.

11. Before proceeding with the construction work, the setting out lines are to be agreed with the Engineer.

12. Where carriageway widening is undertaken in widths less than 1m, concrete sub-base should be used in lieu of the sub-base and base course.

13. No limestone aggregate to be used where binder course may form a temporary running lane to public vehicles.

14. Final surfacing should not be laid until all the works by Statutory Undertakers are complete.

15. When new kerbs are to be installed, a 300mm carriageway step tie in is to be undertaken at time of installation.

16. Paving not to be laid in conditions deemed too cold.

17. In all areas of resurfacing, sub-base is to be proof rolled before construction work commences.

18. Bituminous spray type K1-40 to be applied to all planed surfaces.

19. For details of roundabout block paving chevron on central island refer to standard details drawings.

20. Bituminous material produced shall comply with BSEN13108 Series, the material shall be laid and compacted in accordance with BS-594987

Rev:	Date:	Amendment:	DRN	CHK

BRYAN G HALL
CONSULTING CIVIL & TRANSPORTATION PLANNING ENGINEERS
Copyright Reserved Bryan G Hall Ltd.
E highways@bryanghall.co.uk W www.bryanghall.co.uk

Suite E15 | Josephs Well
Hanover Walk | LEEDS | LS3 1AB
T 0113 246 1555
F 0113 234 2201

Lighterman House
26/36 Wharfdale Road
LONDON | N1 9RY
T 0203 553 2336

Client: McCARTHY & STONE RETIREMENT LIFESTYLES LTD

Status: FOR APPROVAL

Scale: 1:250 A2 - 420 x 594
Drawn: MM
Checked: CT

Project: BUXTON ROAD
LEEK

Title: PAVEMENT AND TYPICAL SECTION

Drawing No: 17/332/DE/700/001
Revision:
Job No: 17-332
Date: 10/10/17