

EXISTING WHITE UPVC BARGEBOARDS AND FASCIAS TO BE REPLACED WITH NEW WHITE UPVC BARGEBOARD AND FASCIA SYSTEM INSTALLED AS PART OF THE REROOFING WORKS

EXISTING BRICKWORK TO BE PREPARED TO TAKE NEW PROPRIETARY OFF WHITE SAND AND CEMENT TEXTURED RENDER INSTALLED BY SPECIALISTS WITH XXYEAR WARRANTEE.

100mm EXISTING RANDOM COLOURED STONE TO BE REMOVED ALONG WITH LARGE PICTURE WINDOW AND GABLE TO BE REBUILT IN BLOCKWORK WITH NEW VERTICAL PROPORTIONED WINDOWS INSTALLED IN EXISTING OPENING. NEW BLOCKWORK AREAS TO BE FINISHED WITH A TWO COAT SELF COLOURED PROPRIETARY RENDER COATING TO BRITISH STANDARDS AND CODES OF PRACTICE.

Front Elevation

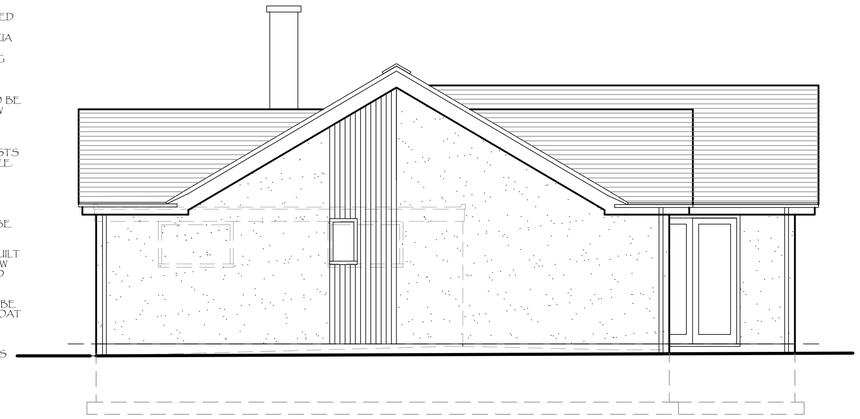

LEDCORE OR SIMILAR D.P.C TO B.S. 743

MINIMUM 150mm GROUND CLEARANCE TO D.P.C.

Side Elevation

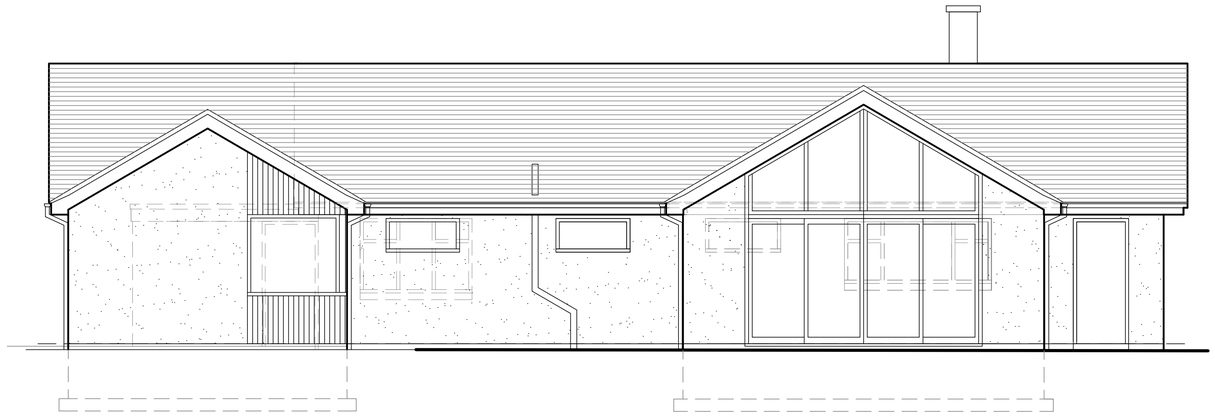

NEW GREY INSULATED ALUMINIUM SECTION WINDOW PROFILE TO CLIENTS AGREED SPECIFICATION. WINDOW SIZES AS ILLUSTRATED AND OPENING CASEMENTS THAT WILL MEET THE REQUIREMENTS OF THE BUILDING REGULATIONS WINDOWS AND DOORS TO BE FITTED WITH DOUBLE GLAZED UNITS INCORPORATING K GLASS OBSCURE GLAZING TO WINDOWS TO BE AGREED WITH CLIENT.

100mm SQUARE SECTION EAVES GUTTERING FIXED TO FASCIA BOARDS AT A MIN FALL OF 1:80 TO 65mm SQUARE SECTION. UPVC DOWN PIPE DISCHARGING OVER TRAPPED GULLEY CONNECTED TO STORM DRAINAGE SYSTEM. (BLACK UPVC RAINWATER GOODS)

Rear Elevation

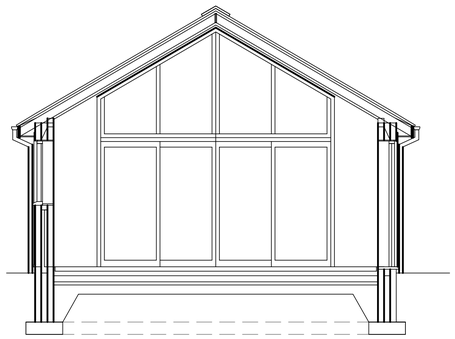

Section BB

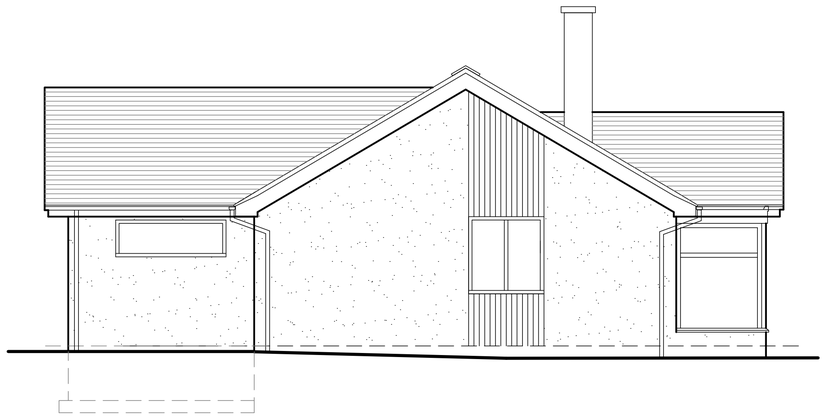

NEW MEDIUM GREY VERTICAL BOARDED WOOD GRAINED COMPOSITE BOARDING TOGETHER WITH ASSOCIATED TRIMS SET WITHIN RECESSED PANELS OF TEXTURED RENDER PANELS. SAMPLE TO BE AGREED WITH THE PLANNING DEPARTMENT.

NEW BELL MOUTHED RENDER DRIP TO BE FORMED AT DPC LEVEL. ALL WORKS TO BRITISH STANDARDS AND CODES OF PRACTICE.

Side Elevation

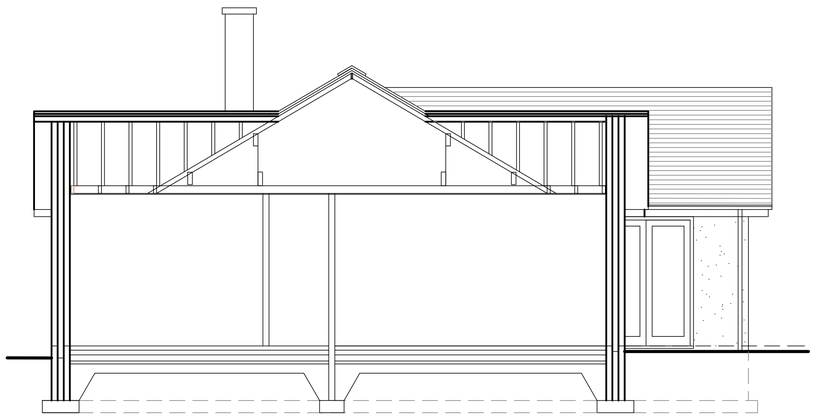

Section AA

REV	DATE	DESCRIPTION
B	09/10/2017	CONTEMPORARY DETAILING OF RENDER AND BOARDED FASCADES
A	07/07/2017	BEDROOM REDUCED IN DEPTH TO ALIGN WITH FRONT OF EXISTING GARAGE

DRAWING STATUS

PLANNING

THIS DRAWING IS COPYRIGHT AND MUST NOT BE REPRODUCED IN WHOLE OR IN PART WITHOUT THE PRIOR PERMISSION OF P4 Architecture.

DIMENSIONS TO BE VERIFIED ON SITE. ONLY FIGURED DIMENSIONS TO BE USED AND ANY DISCREPANCY BETWEEN THIS DRAWING AND SITE CONDITIONS TO BE REFERRED TO P4 Architecture IMMEDIATELY. NO DIMENSIONS ARE TO BE SCALED OFF PRINTED DRAWINGS. ANY AREAS THAT ARE INDICATED ON THIS DRAWING ARE FOR GUIDANCE ONLY. NO RESPONSIBILITY IS TAKEN FOR THEIR ACCURACY

THERE IS A RISK OF DEATH OR INJURY IN CONSTRUCTION IF THE WORKS ARE NOT PROPERLY PLANNED AND SUPERVISED. THE CONTRACTOR MUST NOT UNDERTAKE ANY ELEMENT OF WORK WITHOUT HAVING FIRST CARRIED OUT THE NECESSARY RISK ASSESSMENT AND PREPARED DETAILED METHOD STATEMENT.

CLIENT

Mr R. & Mrs J. Dawson

PROJECT

Proposed Alterations & Extension works at 8, Springfield Drive Leek Staffs

DRAWING TITLE

Proposed Elevations and Sections

SCALE	DATE
1:50 @ A1	January 2017

DRAWING No.	REV
RODA /PP/01/004	B

P4 Architecture

P4 Architecture
A Member of the Chartered Institute of Architectural Technologists

Chartered Institute of Architectural Technologists

Architectural & Construction Project Management Services
Lodge Hill, Wallbridge Drive, Leek, Staffordshire, ST13 8NE.
Tel. 07962 062 618 Email. P4architecture@hotmail.co.uk