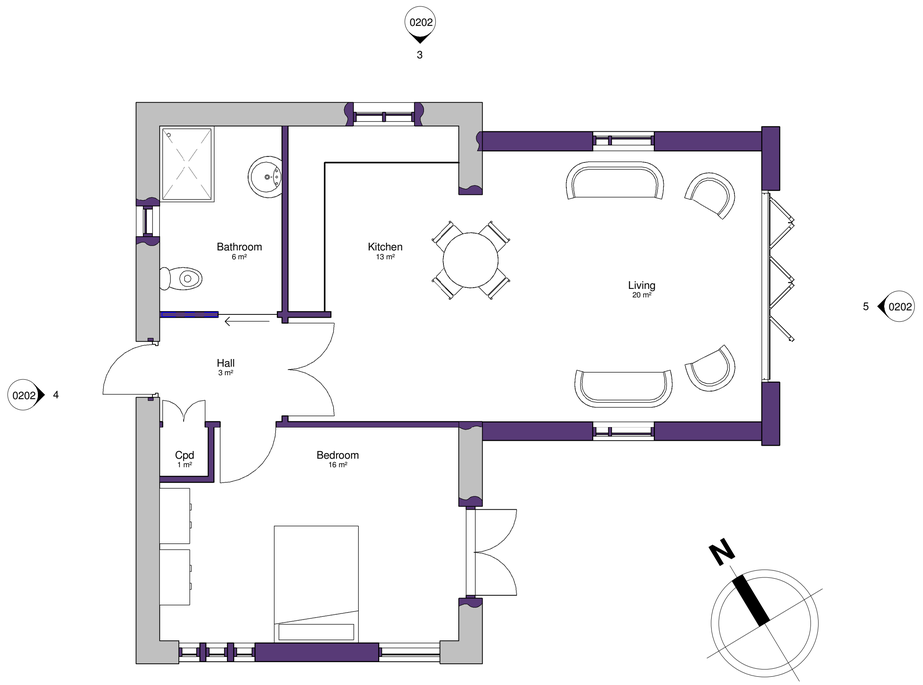

1 Floorplan as proposed

0202

SCALE 1 : 50

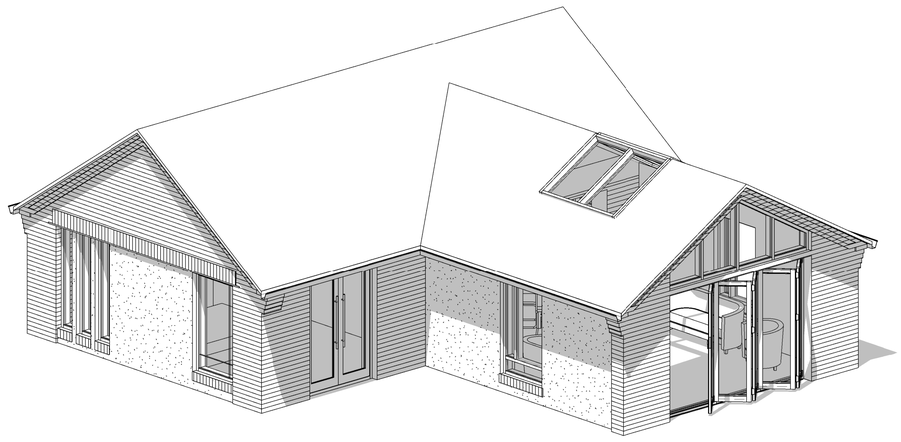

6 View from south

0202

SCALE

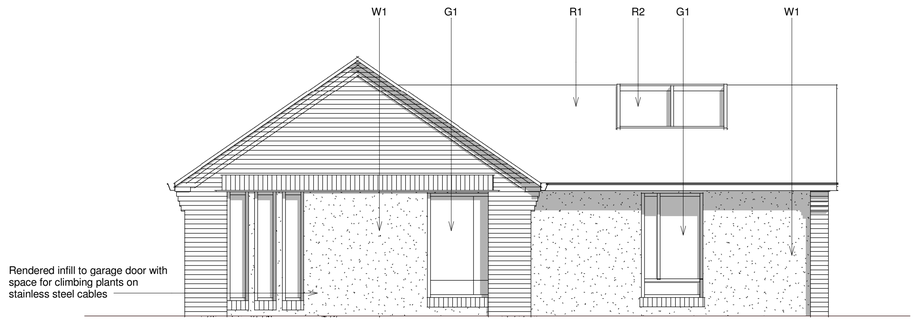

2 Front Elevation as proposed

0202

SCALE 1 : 50

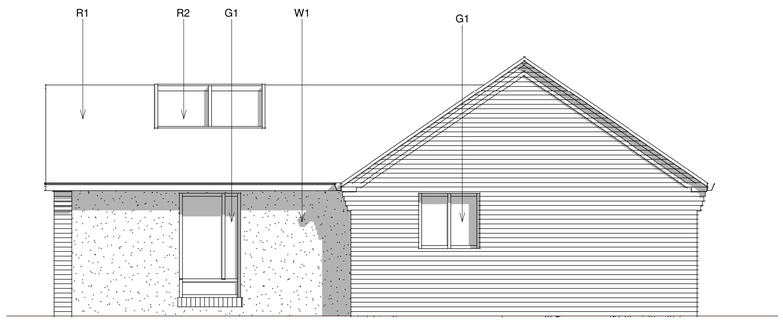

3 Rear Elevation as proposed

0202

SCALE 1 : 50

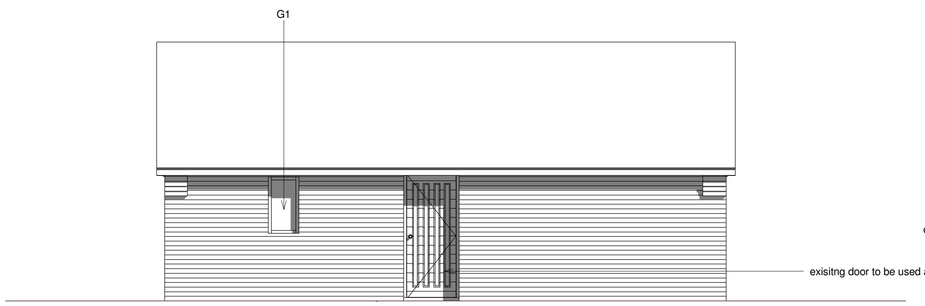

4 Side Elevation as proposed

0202

SCALE 1 : 50

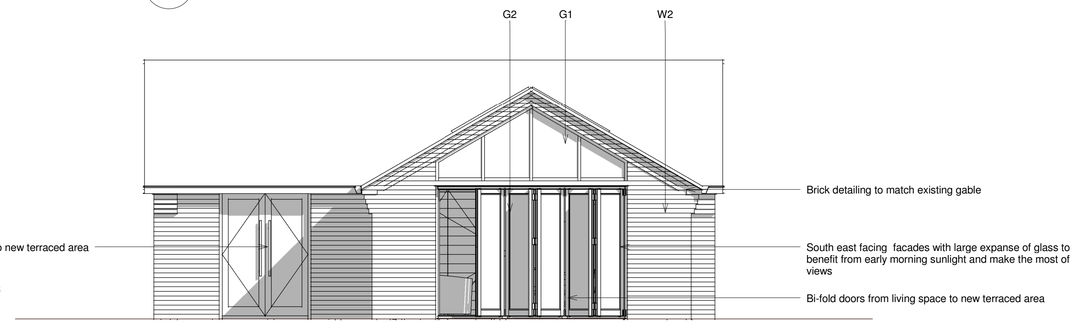

5 Side Elevation B as proposed

0202

SCALE 1 : 50

Scale 1 : 50

0 0.5 1 2.5 5 m

all heights, sizes and dimensions should be checked on site by the contractor before any work is put in hand.

figured dimensions should be taken in preference to scaling and any errors or omissions reported to the architect at once

This drawing has been prepared in accordance with the CDM (Construction Design and Management) and all foreseeable design risks to those involved or affected by construction have been avoided wherever possible

Keynote Legend	
Key Value	Keynote Text
G1	Glazing type 1 - UPVC framed windows
G2	Glazing type 2 - UPVC framed Bi-fold doors
R1	Roof type 1 - Tile to match existing
R2	Roof type 2 - Aluminium framed glazed rooflight
W1	Wall type 1 - Rendered wall (White)
W2	Wall type 2 - Brick wall to match existing

Rev	Date	By	Detail
P1	28/09/17		Clients comments incorporated

Drawing status

S1

Client

P. Bain

Project/Location

Garage conversion

Rosehill
Nabb Lane
Alton
Staffordshire
ST10 4AY

SMYTHEMAN ARCHITECTURAL

12 High Street
Tean, Stoke-on-Trent
ST10 4DZ
United Kingdom

T +44 (0)1538 722097
F +44 (0)1538 722185
mail@smytheman.co.uk
www.smytheman.co.uk

Drawing title

Proposed floorplan and elevations

Scale(s)	Date	Drawn	Checked	Job Number
1 : 50 @A1	05/09/17	AD	SS	3047

Drawing number

BAIN-SA-XX-XX-DR-A-0202

Revision

P1

\\nas-6E-EB-28\Documents\Drawings\Current Drawings\3047 BAIN\01-Architectural\01 WIP\CAD\3047 op 3.rvt