All heights, sizes and dimensions should be checked on site by the contractor before any work is put in hand.

Figured dimensions should be taken in preference to scaling and any errors or omissions reported to the architect at once

This drawing has been prepared in accordance with the CDM (Construction Design and Management) and all foreseeable design risks to those involved or affected by construction have been avoided wherever possible

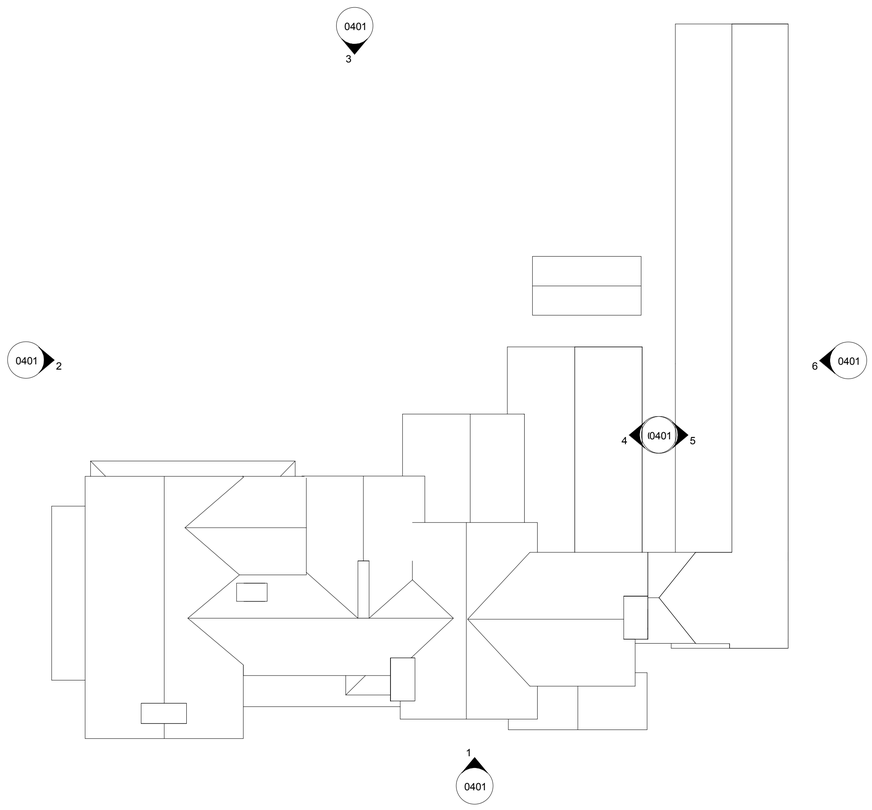

Existing Roof Plan
1 : 100

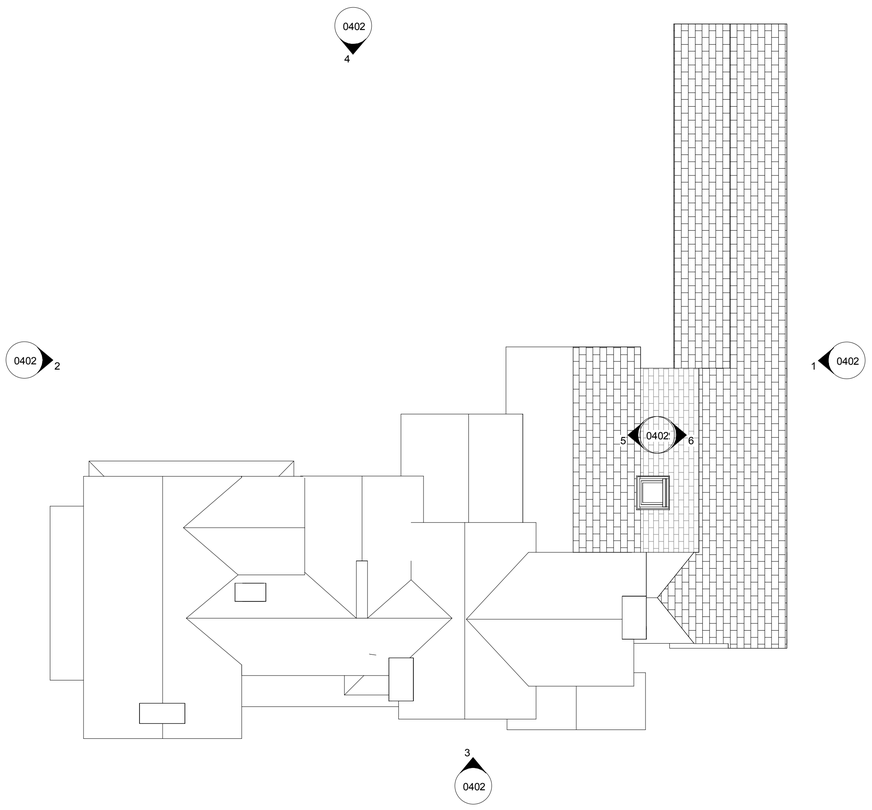

Proposed Roof Plan
1 : 100

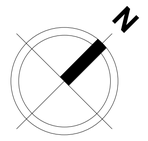

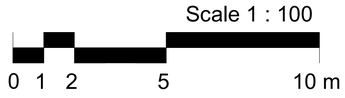

\\nas-6E-EB-28\Documents\Drawings\Current Drawings\3035 DAY01-Architectural\01 WIP\CAD\Revit\3035-Tudor_Lodge_proposed LOCAL FILE.rvt

Rev	Date	By	Detail

Drawing status
S4

Client
Mr C & Mrs L Day

Project/Location
Tudor Lodge

Cresswell Rd
Cresswell
Stoke on Trent
Staffordshire
ST11 9RE

SMYTHEMAN ARCHITECTURAL
12 High Street
Tean, Stoke-on-Trent
ST10 4DZ
United Kingdom
T +44 (0)1538 722097
F +44 (0)1538 722185
mail@smytheman.co.uk
www.smytheman.co.uk

Drawing title
Roof Plans

Scale(s)	Date	Drawn	Checked	Job Number
1 : 100 @A1	08/15/17	AD	MP	3035

Drawing number DAYC-SA-XX-XX-DR-A-0203 **Revision**