NOTES Copyright of Croft Architecture Limited. Drawings are not to be reproduced in whole or in part without the prior written permission of Croft Architecture Limited. Figured dimensions only are to be taken from this drawing, dimensions are not to be scaled off. Contractors are responsible for checking dimensions relative to their work. Croft Architecture Limited are to be advised of any discrepancies.

REVISIONS

REV.	DESCRIPTION	DRAWN	CHKD.	DATE
1st	FIRST ISSUE	JT	CJC	25/09/2009

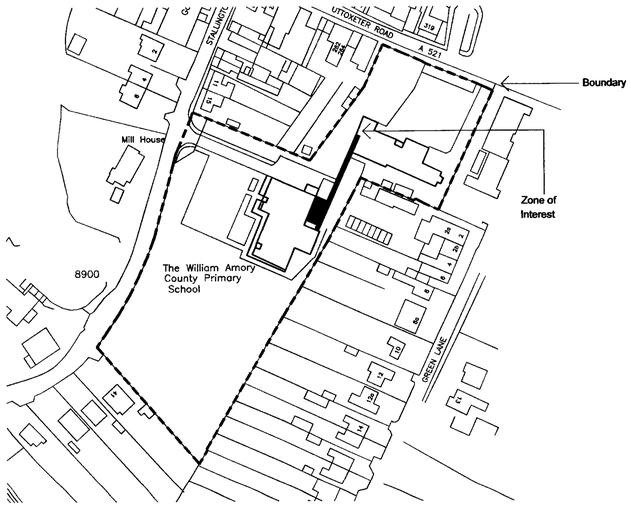

Site Plan
1.1250

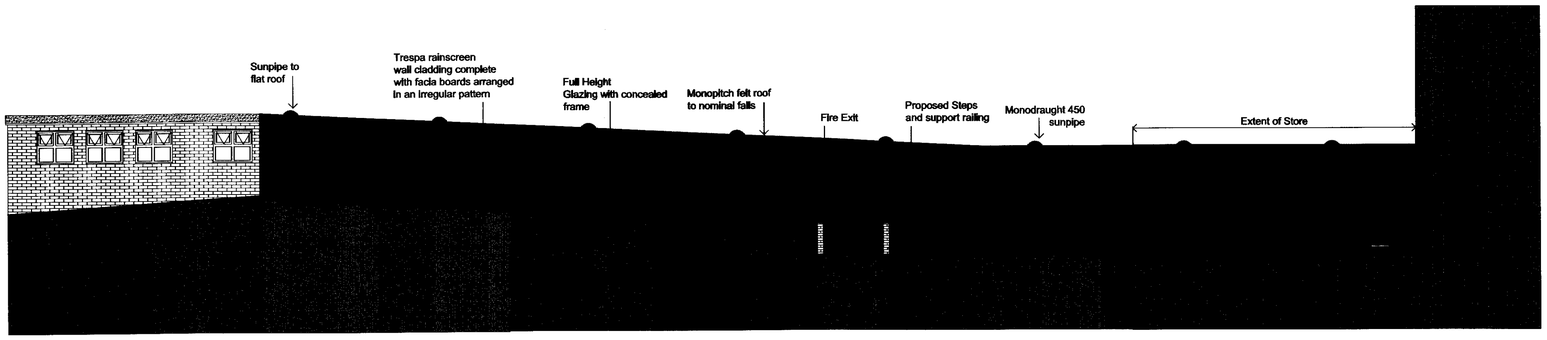

Elevation A
1.100
Please refer to Drawing No.2015-005

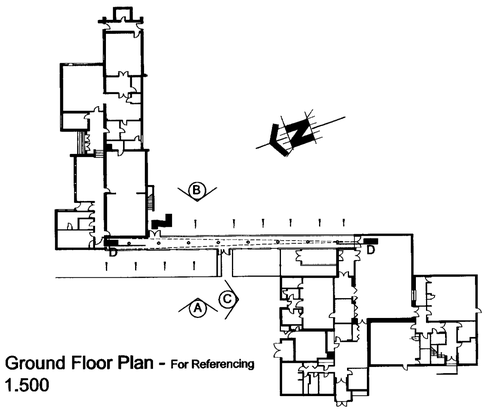

Ground Floor Plan - For Referencing
1.500

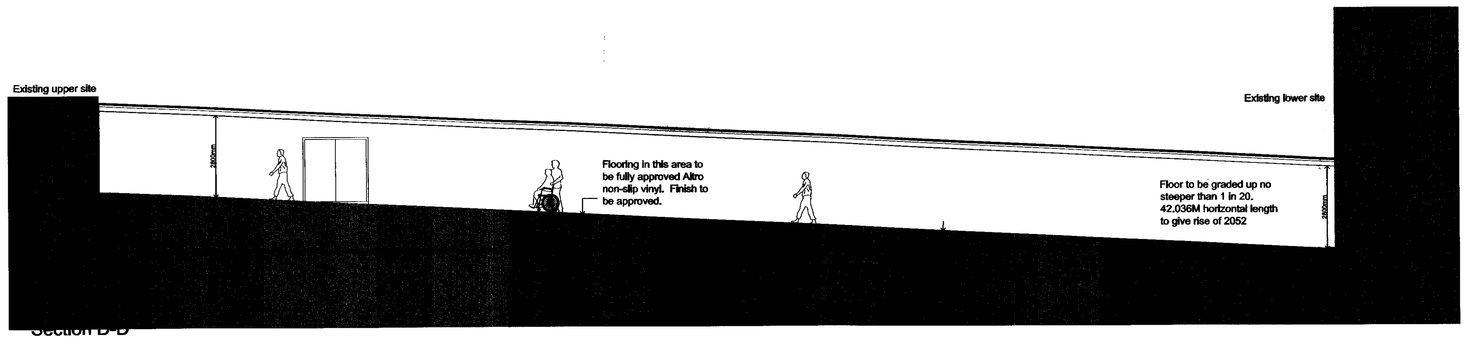

Section B-B
1.100



Elevation C
1.100
Please refer to Drawing to 2015-005



Elevation B
1.100
Please refer to drawing No.2015-005

09/01196/ CON/SC 14 DEC 2009 - SM

Croft Architecture Limited
Chartered Architects
6-7 Pearl House, Anson Court, Staffordshire Technology Park, Stafford, ST18 0GB
Tel. 01785 246 542
Fax. 01785 222 232

PROJECT
Replacement link corridor between school buildings for The William Amory Primary School at Stallington Lane

DRAWING TITLE
Proposed Elevations - Option 1A

SCALE	SHEET SIZE	No.of SHEETS	SHEET No.	CAD FILE
Varies	A1	1	1	

DRAWING NUMBER
2015-007-B