This drawing is copyright and should not be reproduced without permission.

The contractor is responsible for checking dimensions and any discrepency to be verified before proceeding.Figured and dimensions only to be worked to -

All work to be carried out in accordance with the current. Building Regulations, British Standards / Codes of practice and Statutory Authorites bye laws and recommendations. The contractor is to check and verify all dimensions and levels and inverts etc., on site prior to commencing the works.

IF IN DOUBT ALWAYS ASK.

NOTES

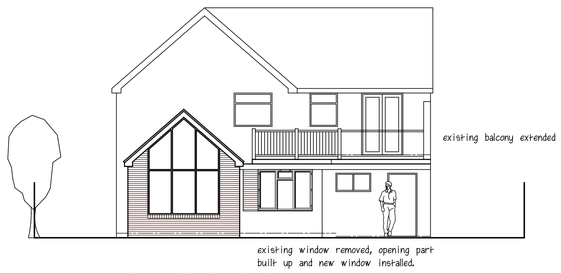

REAR ELEVATION



SIDE ELEVATION

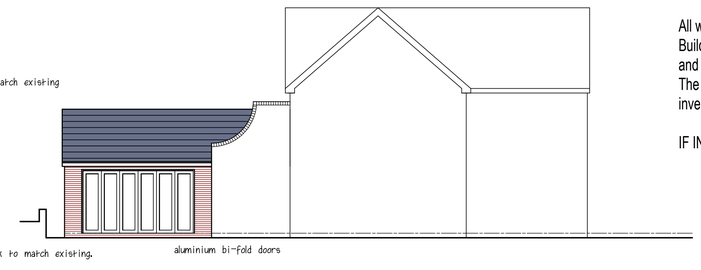

SIDE ELEVATION

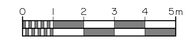

SCALE BAR
REFER LOCATION PLAN FOR NORTH POINT
PAPER SIZE A1

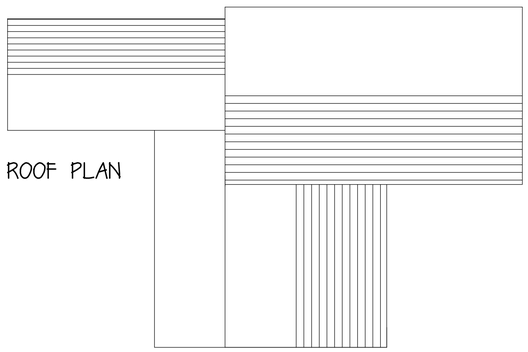

ROOF PLAN

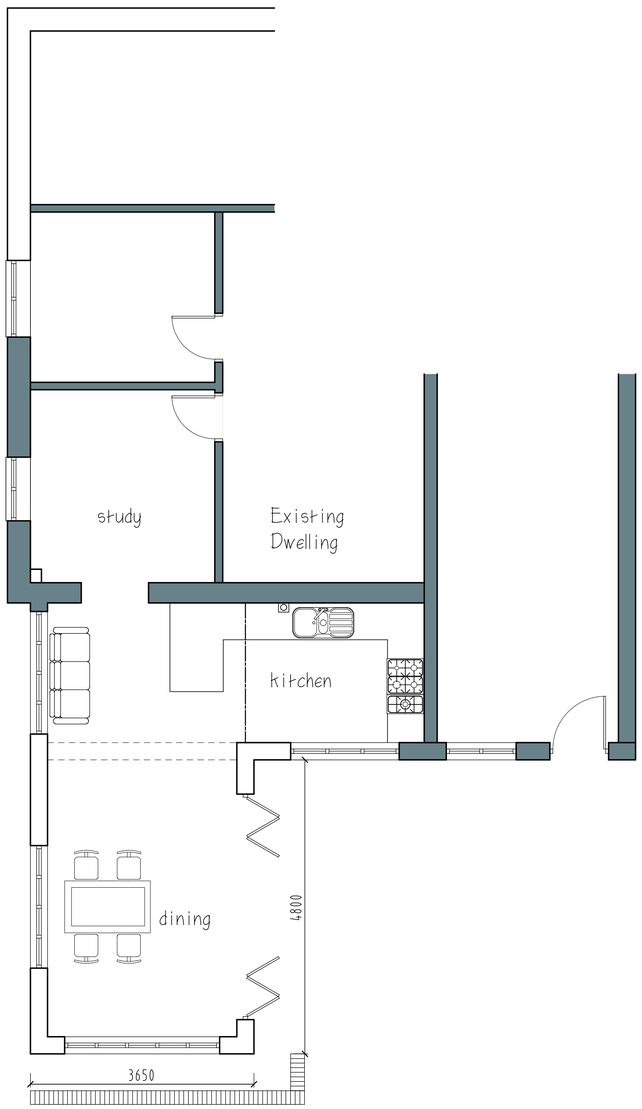

GROUND FLOOR PLAN



EXISTING REAR ELEVATION

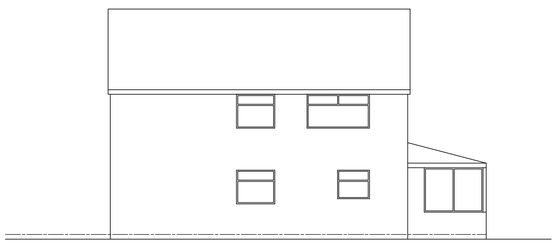

EXISTING SIDE ELEVATION

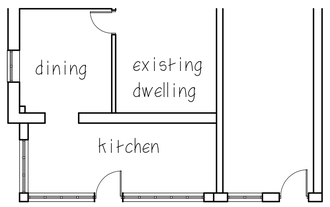

EXISTING PLAN

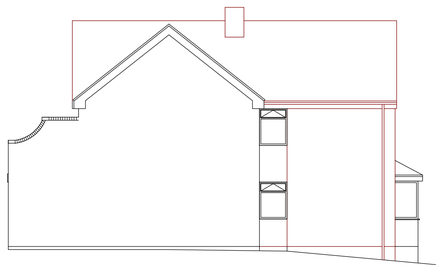

EXISTING SIDE ELEVATION

ARCHITECTURAL & ASSOCIATED SERVICES

Mill House
Springs Bank
Bagnall
Stoke-on-Trent
Staffs
ST9 9JR
01782 504950

CLIENT
MR. & MRS. I. MEREDITH
16 HOUSTON AVENUE
ENDON

CONTRACT
PROPOSED REAR EXTENSION

TITLE
SCHEME LAYOUT
EXISTING PLAN AND ELEVATIONS

SCALE
1:50 , 100

DRAWN

DATE

CHECKED

DRWG NO:
1723-02A

REV