

HAMPS VALLEY LIMITED

ARBORICULTURAL METHOD STATEMENT

Client: Mr Bryant

Site: Squirrels Nest, Endon

Date: 15th March 2017

HAMPS VALLEY LIMITED, HAMPS HOUSE, ONECOTE, LEEK, STAFFS ST13 7RG
EMAIL: HAMPSVALLEYLTD@GMAIL.COM
TEL: 01538 304343/07976534780



HAMPS VALLEY LIMITED

Contents

1.0 Introduction

2.0 Phasing and Monitoring

3.0 Root Protection Area (RPA)

4.0 Tree Surgery/Felling

5.0 Tree Protection Fencing

6.0 Restrictions within the Tree Protection Areas

7.0 Avoid Damage to Retained Trees

8.0 Installation of Underground Services

9.0 Specific requirements for this site

Appendices

Appendix A – Tree and protection Plans
Appendix B – Tree Protection Fencing
Appendix C – Tree Works Schedule

HAMPS VALLEY LIMITED, HAMPS HOUSE, ONECOTE, LEEK, STAFFS ST13 7RG
EMAIL: HAMPSVALLEYLTD@GMAIL.COM
TEL: 01538 304343/07976534780

1.0 Introduction

1.1 The following method statement has been prepared by Hamps Valley Ltd for use in the proposed development at Squirrels Nest, Endon

1.2 This Arboricultural Method Statement has been produced to aid the safe and healthy survival of all trees to be retained on the development site. Implementation of the protection methods and special construction details within this report are integral to achieving this goal.

1.3 For details of trees to be retained, location and types of protection measures reference should be made to the drawing appendix A of this report.

1.4 The information contained within this Arboricultural Method Statement is in line with BS 5837:2012 *Trees in relation to design, demolition and construction – Recommendations*.

2.0 Phasing and Monitoring

2.1 The following phasing and monitoring procedures are designed to protect the trees that are to be retained on site, from pre-development stage throughout construction to ensure their survival post development.

2.2 The order in which the works should commence is as follows;

1. Pre- Commencement Site meeting – This should include a detailed discussion of the exact position of the protective fences, the necessity to ensure adequate supervision at key stages and who is responsible on site for the welfare of the trees. **SMDC Tree Officer should be present**.

2. Tree Surgery – Including all felling and pruning works.

3. Tree Protection Fencing – Fencing should be erected prior to any development work commencing on site. No further work should be carried out until the SMDC tree officer has approved the deployment of the fencing.

4. Ground protection - All areas requiring ground protection should have the correct ground layer installed prior to any construction works. The removal of any pre-existing ground cover should be done under super vision of the SMDC tree officer to assess root size and growth pattern.

3.0 Root Protection Area

3.1 Based on the tree survey data, Root Protection Areas (RPA's) have been calculated for every retained tree. The RPA's are designed to protect at least a functional minimum of tree root mass in order to ensure the trees survive the development process.

3.2 It is the responsibility of everyone engaged in the development process to respect the tree protection measures and observe the necessary precautions within and adjacent to them. For details of the RPA's please see appendix A.

3.3 Any digging within the RPA areas should be done under supervision of the SMDC Tree Officer.

4.0 Tree Surgery/Felling

4.1 It is recommended that all tree work including felling and pruning shall be carried out prior to the start of the construction process. Details of all tree works to be carried out are listed in the tree works schedule located in Appendix C. All tree works should be carried out in accordance with current industry best practice, BS3998:2010 Tree Work - Recommendations.

4.2 All tree work should be carried out by fully qualified and competent contractors. The works should be discussed with the Arboricultural supervisor on site.

4.3 All operations should be carefully carried out to avoid damage to the trees being worked on and adjacent trees. No trees to be retained shall be used for anchorage or winching purposes.

5.0 Tree Protection Fencing

5.1 The tree protection fencing shall be erected prior to any of the following taking place; Plant and Material delivery, Soil stripping, Construction works, Utility installation, and Landscaping. When trees are near boundaries the RPA may extend into adjacent land, it is not necessary to erect barriers on adjacent land unless this is being used for access.

5.2 Once erected the fencing should be inspected by the Supervising Arboriculturalist to ensure it is in the correct location and suitable for purpose. The fencing should also be inspected by the site supervisor on a regular basis and any concerns should be raised with the supervising Arboriculturalist.

5.3 The tree protection fencing should be suitable for purpose to protect the tree from vehicle and machinery damage throughout the entire construction process. An example of the type of tree protection fencing as recommended in BS5837:2012 is attached with this report as Appendix B.

5.4 The fencing should have signs attached warning that access into these areas is not permitted without written authority from the supervising Arboriculturalist.

5.5 Once the fencing is in place the ground protection should be put down. An example of the type of ground protection as recommended in BS5837:2012 is attached with this report as Appendix B.

6.0 Restrictions within the Tree Protection Areas

6.1 Inside the Tree Protection Areas the following shall apply;
 No mechanical excavation whatsoever
 No excavation by other means without a detailed method statement being agreed by Supervising Arboriculturalist.
 No lowering of the levels for any purposes.
 No storage of plant or materials.
 No storage or handling of any chemicals
 No vehicle access without ground protection and agreement from the supervising Arboriculturalist.

7.0 Avoiding Damage to Retained Trees

7.1 Care should be taken to ensure no damage occurs to the retained trees throughout the development, either through the demolition and construction process or through vehicle access and material delivery.

7.2 Any pruning work required to allow access for high vehicle access should be carried out at the tree surgery stage in accordance with BS3998:2010 and done by suitably qualified specialist staff.

7.3 Special care will be required when using cranes to avoid contact with the canopies of the trees. Provision may be required for special measure if outriggers need to be used close to or within the RPA. Advice should be sought from the Supervising Arboriculturalist.

7.4 Any cement mixing done on the driveway requires plastic sheeting to be placed on the ground prior to commencement to prevent any substances leaching through the ground to reach the roots of retained tees.

8.0 Installation of Underground Services

8.1 All installation of underground services should be carried out outside the Root Protection Area where possible. Any installation within the RPA should be carried out by hand and in accordance with the National Joint Utilities Group Publication 10 (NJUG10).

8.2 A detailed method statement for any work within the RPA of any tree shall be produced by the contractor and agreed with the Supervising Arboriculturalist prior to the commencement of the work.

HAMPS VALLEY LIMITED, HAMPS HOUSE, ONECOTE, LEEK, STAFFS ST13 7RG
EMAIL: HAMPSVALLEYLTD@GMAIL.COM
TEL: 01538 304343/07976534780

Appendix A

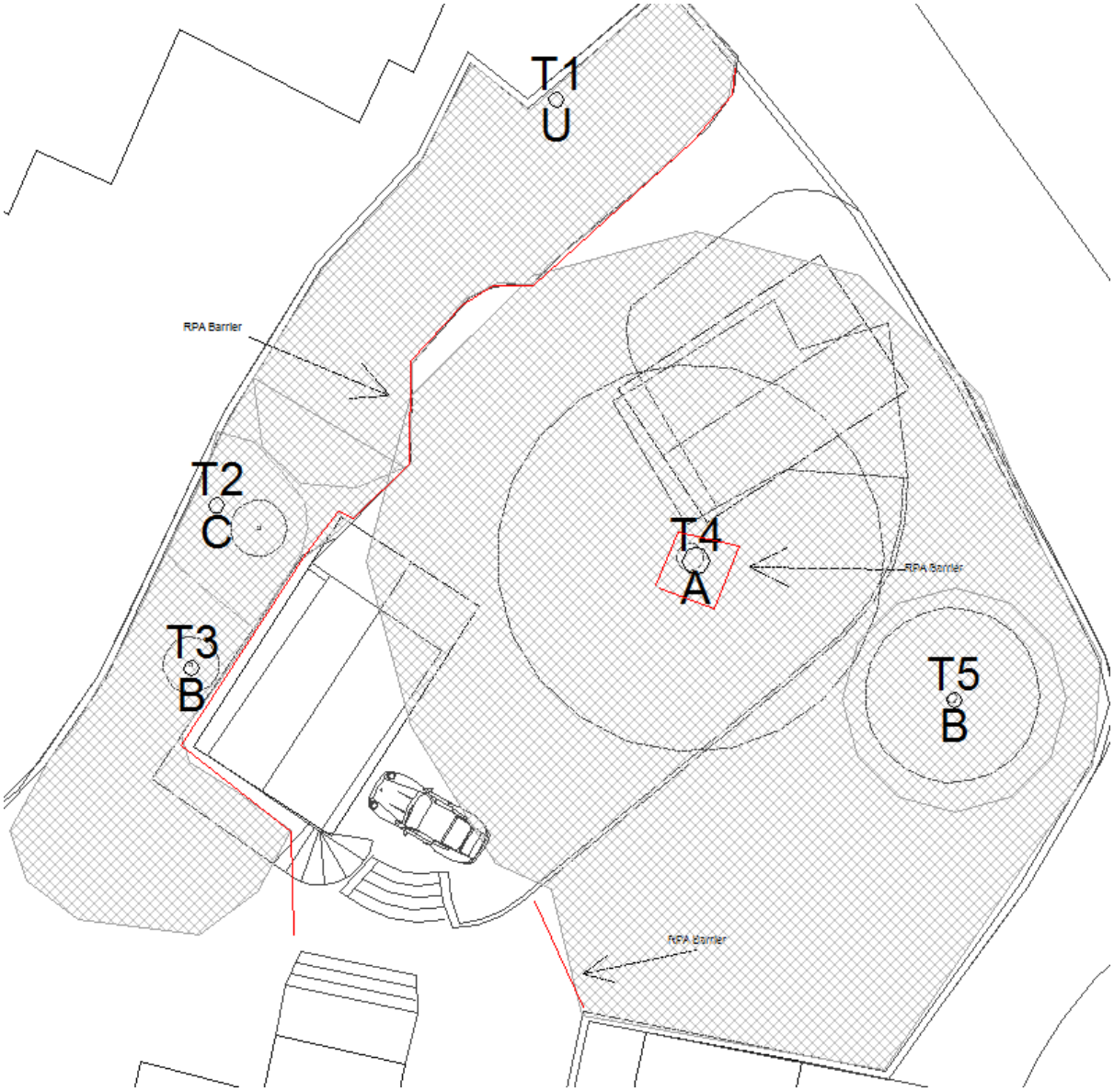

Fig 1: RPA's of remaining trees and RPA barriers.

Appendix B

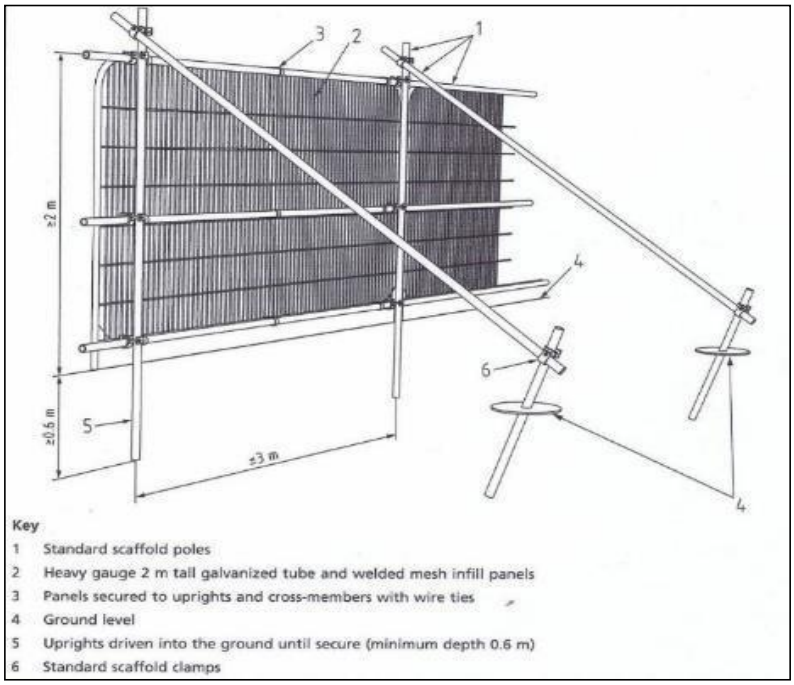

Fig 3: Recommended RPA barrier fencing

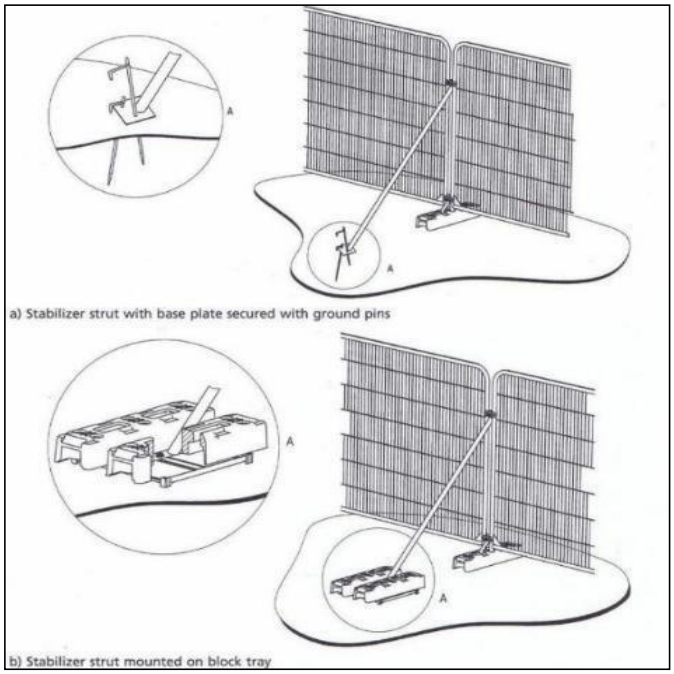

Fig 4: Other types of RPA fencing with different types of footing

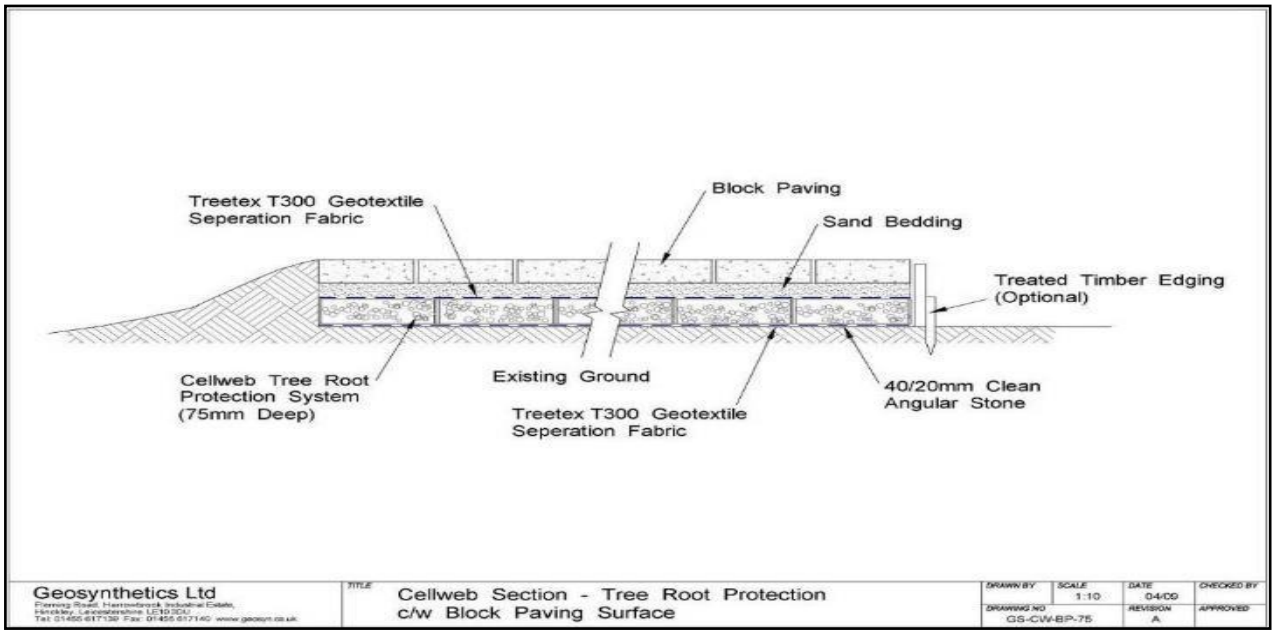

Fig 5: Recommended types of ground protection

Appendix C

Table 1: Tree Works Schedule

Tree number	Tree Species	Work Required
T1	Sycamore	Heavily reduce/Pollard
T4	Cedar	Crown Raise to 6m

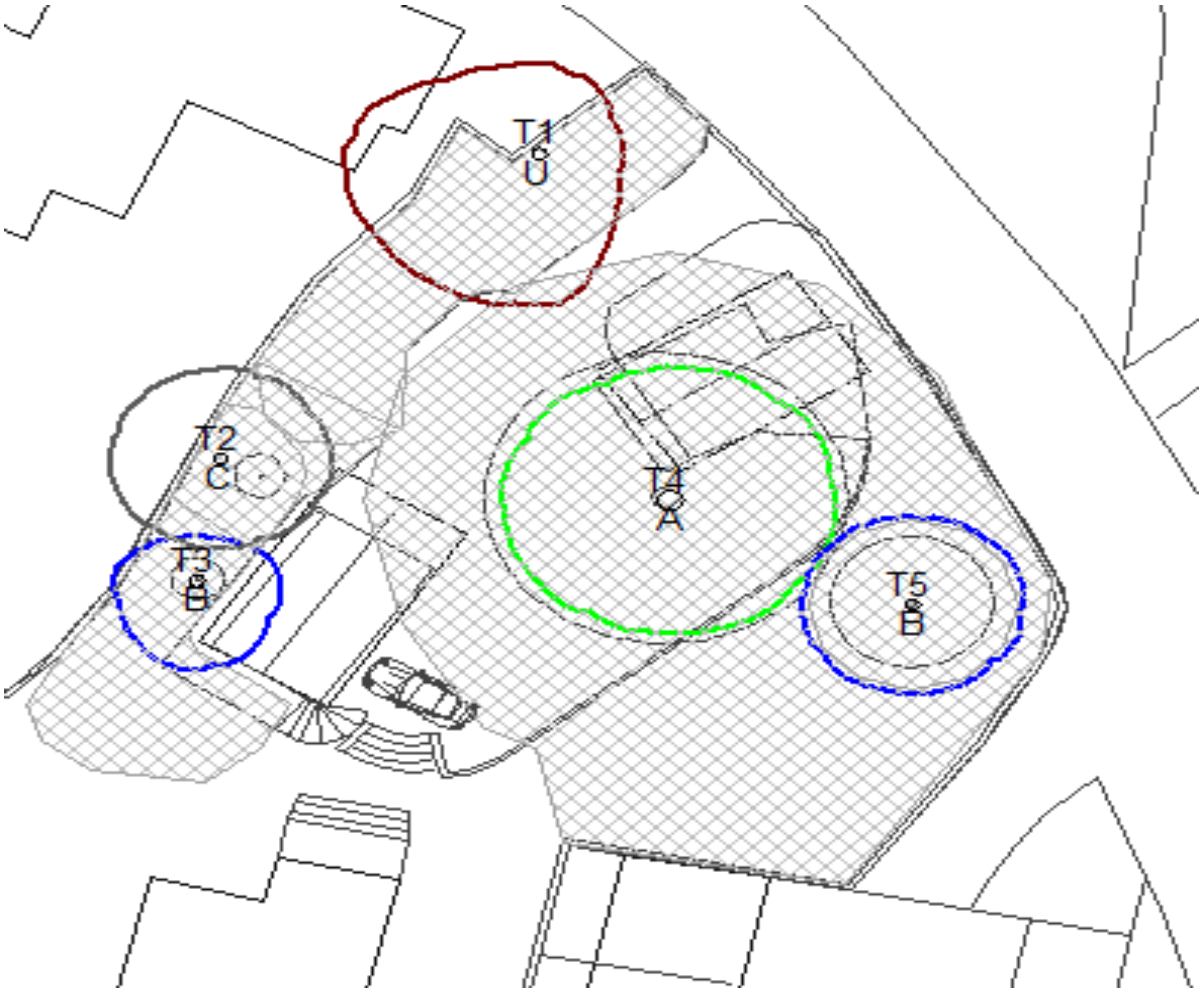

Fig 6: Tree location plan, with RPAs