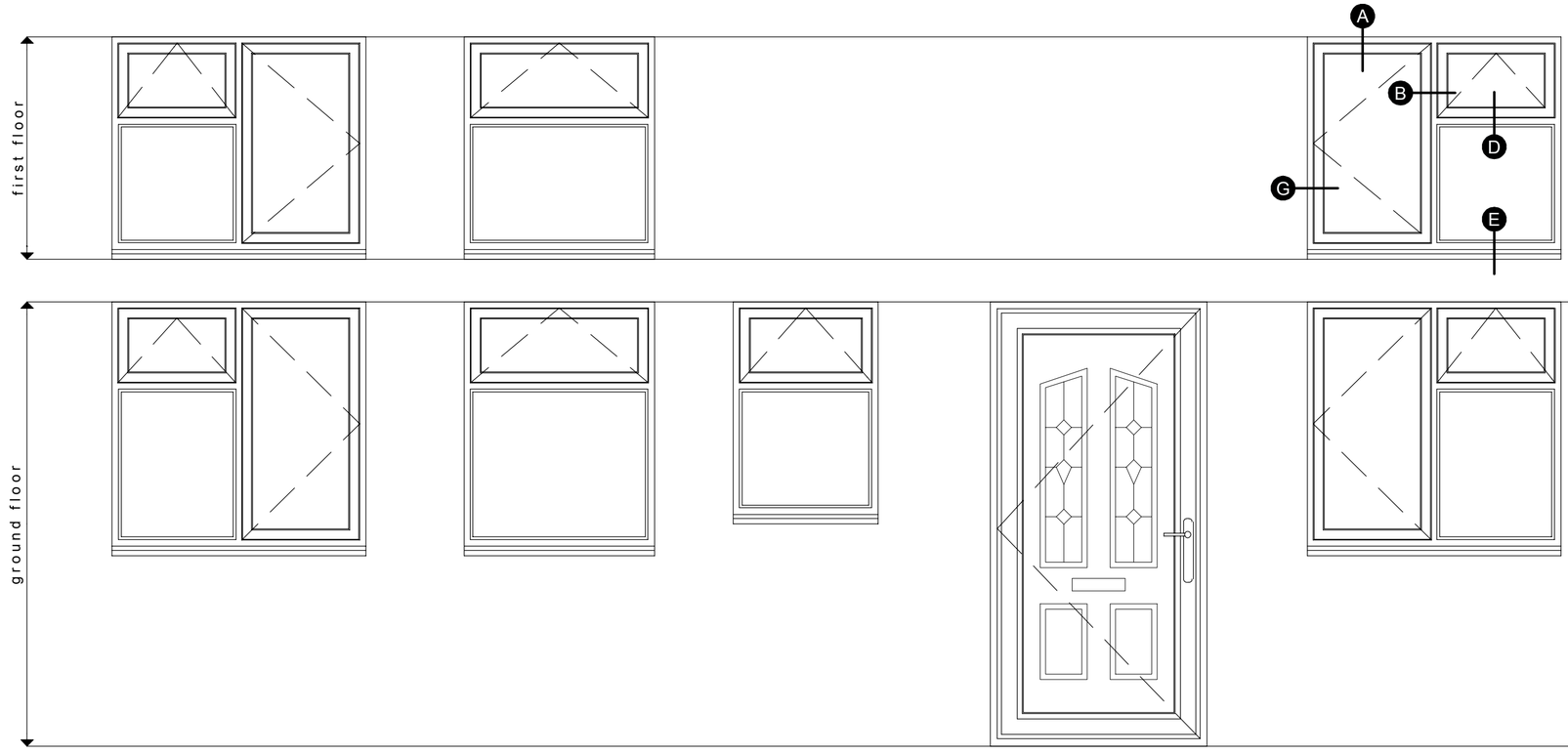

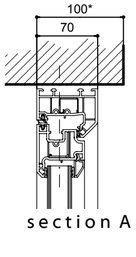

section A

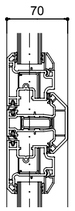

section B

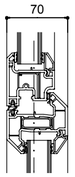

section D



illustration of typical window cill and head

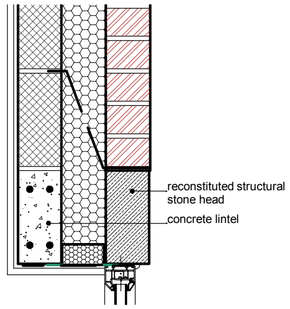

typical head detail

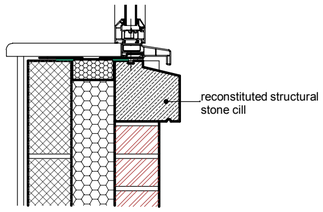

typical cill detail

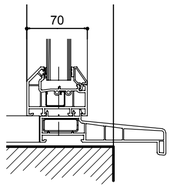

section E

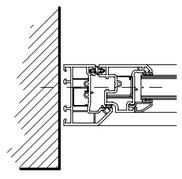

section G

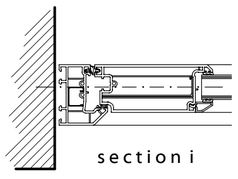

section i

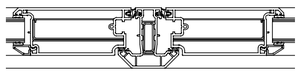

section J

all dimensions on this drawing are approximate and subject to onsite checking by window manufacturers before any work is undertaken. airtight sealing membranes to be fitted all around each window. All fixings and seals to be determined and installed by manufactuers

* = dimension approximate, actual dimension to match existing

Window used for escape purposes must have an unobstructed opening of 0.33m² with a min 450mm high and 450mm high (i.e. min opening of 450mm x 740mm), with the bottom of the opening no more than 1100mm above the floor level and 1.7m from the eaves measured along the slope in the case of dormers.

Doors and windows shall been designed to comply with section 1 of approved document Q1 of the building regulations.
Door set has be designed in accordance with british standards publication PAS 24:2012 or other standards mentioned in approved doc Q

Rev	Date	Drawn	Description

ctd architects
Clerk Bank House
Clerk Bank
LEEK
Staffordshire
ST13 5HE
t : 01538 373477
f : 01538 386503
e : info@ctdarchitects.co.uk
w : www.ctdarchitects.co.uk

ctd architects © 2017
- This drawing is copyright.
- All dimensions to be checked on site before proceeding.
- Contractor must notify the architect of any discrepancies before proceeding.
- Contractor to check/adjust dimensions of new work to suit existing conditions. Do not assume existing structure or details are plumb, square or level.
- All drawings to be read in conjunction with all other consultants drawings and specs.

Client
A. J. Beaman Construction Ltd

Project
Proposed single dwelling
160 Froghall Road, Cheadle, Staffs

Scale 1:20/1:5 | Size A2 | Drawn SAT | Chk'd | Date 21.6.2017

Status
PLANNING

Title
Window details

Job No. 1730

Drawing No. AL 112

Rev.