

Roof Plan

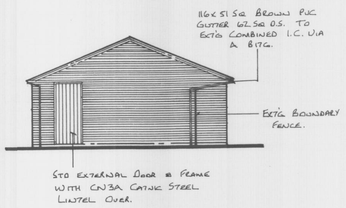

Rear Elevation



Side Elevation

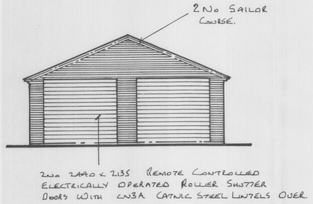

Front Elevation



Side Elevation

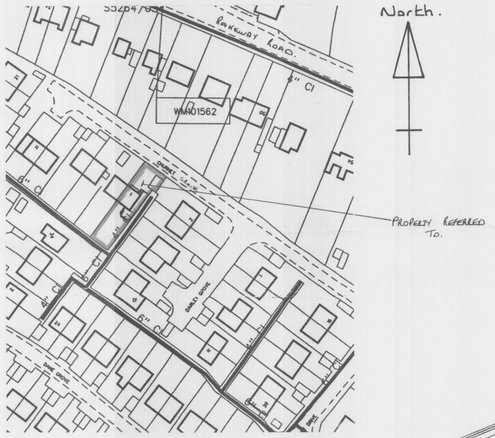

Location Plan
1:1250

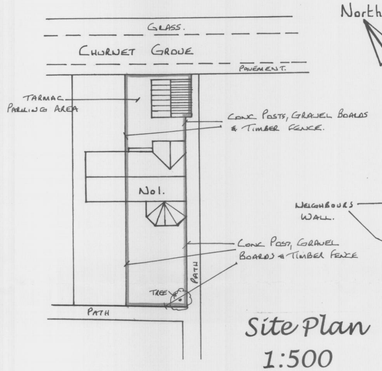

Site Plan
1:500

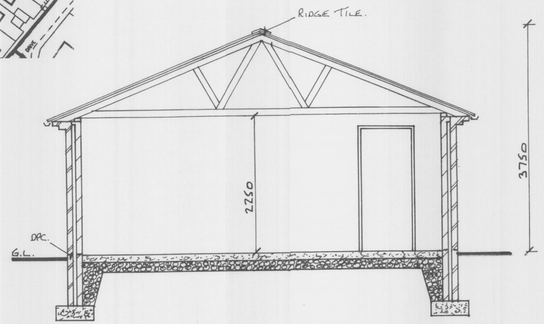

Typ Section

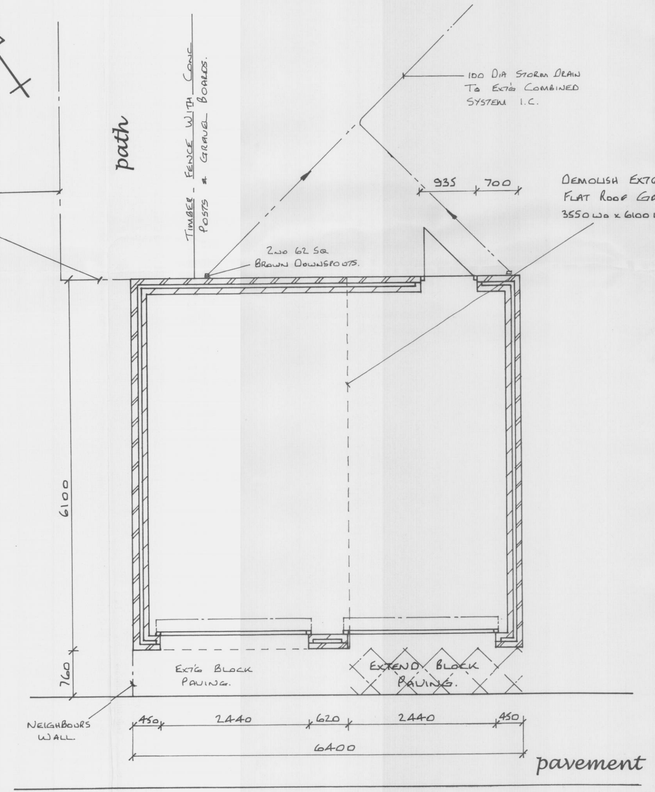

Plan

Construction Notes.

Antique brown Ludlow major concrete interlocking tiles with 100mm headlap to match extg dwelling on 38mm x 25 mm thk tanalized battens on 1 layer bitumen felt on prefabricated trussed rafters at 22.5° pitch to BS5268 at 600 crs on 100 x 50 wallplate fixed to brickwork using 30mm x 5mm x 1metre long wallplate straps at 2metre crs. Trusses fixed to plate with clips provided.
Roof bracing :- 100 x 25 diagonals at 45° to roof slope and 100 x 25 longitudinal bracing to be fixed to gable walls and each gable end. Bracings must be nailed to each truss member. Last truss to be fixed to walls in each case. Lateral restraint ties at 2000 crs maximum at verge and ceiling level to each gable.
Lateral support to AD Part 1 para 1C37.
Corbled brickwork at eaves level and 2no sailor course on each gable.
Brickwork:- 100 thk red rustic facing brickwork to match extg dwelling, 50mm cavity, 100 thk concrete blockwork or similar.
Floor:- 100 thk conc on 1200 gauge visqueen damp proof membrane linked to inner leaf dpc on 50thk sand on 150 layer of sulphate free hardcore.
Fine concrete fill to within 150 of dpc.
Foundation:-600 x 230 thk concrete strip foundation minimum 1 metre below ground level.

General Notes

1. Cavity wall closures and returns to be of internal blockwork with bitumen felt dpc around external openings.
2. Electrical work to IEE standards with the design, installation, inspection and testing of the electrical installation carried out in accordance with BS7675:2001 and that certification will be supplied to prove this.
3. Truss calculations are to be provided to the Local Authority Building Control by the truss manufacturers.
4. Structural timber to be of C16 grade except where stated otherwise.
5. Wall ties to be stainless steel to DD type 4, AD Part A and to be spaced at 750mm horizontally and 450mm vertically.
6. Glass in critical locations to comply with BS6206
7. All new external frames to be pointed in mastic.

Proposed Detached Double Garage To Replace Single Garage For Mr. D. Arthur, 1 Churnet Grove, Cheadle, Staffs Moorlands.

Date: April 9th 2009.
Scale: 1:50 & 1:100.

Modified to suit planning dept recommendations. Roof pitch reduced from 30° to 22.5°, width reduced from 6700 to 6400mm, ceiling height reduced from 2400 to 2250mm and overall height reduced from 4550 to 3750mm. Rev 'A' 23.2.10

10/00181 FUL - 2 MAR 2010 - S.M.