all heights, sizes and dimensions should be checked on site by the contractor before any work is put in hand.

figured dimensions should be taken in preference to scaling and any errors or omissions reported to the architect at once

This drawing has been prepared in accordance with the CDM (Construction Design and Management) and all foreseeable design risks to those involved or affected by construction have been avoided wherever possible

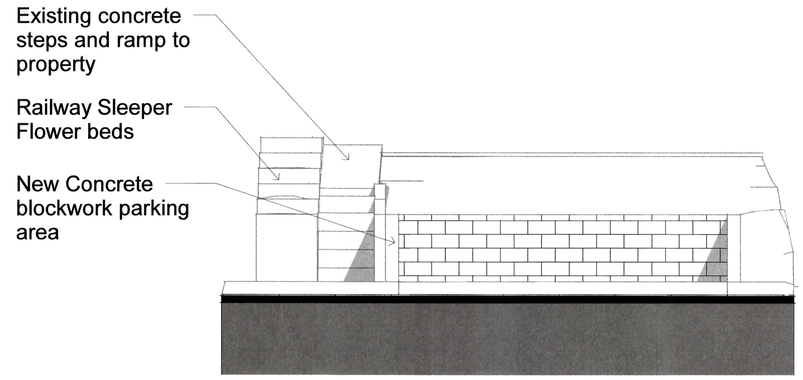

1 Proposed Front Elevation
1 : 50

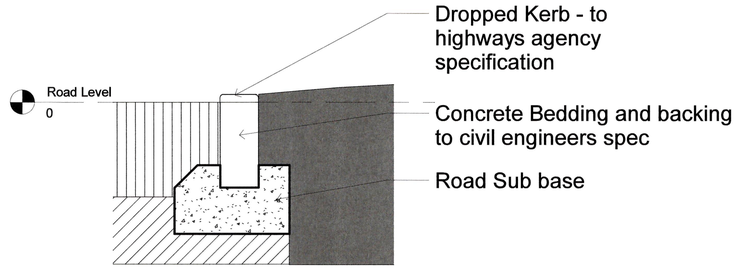

2 Side Elevation B - New Kerb Detail
1 : 10

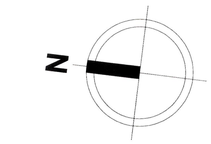

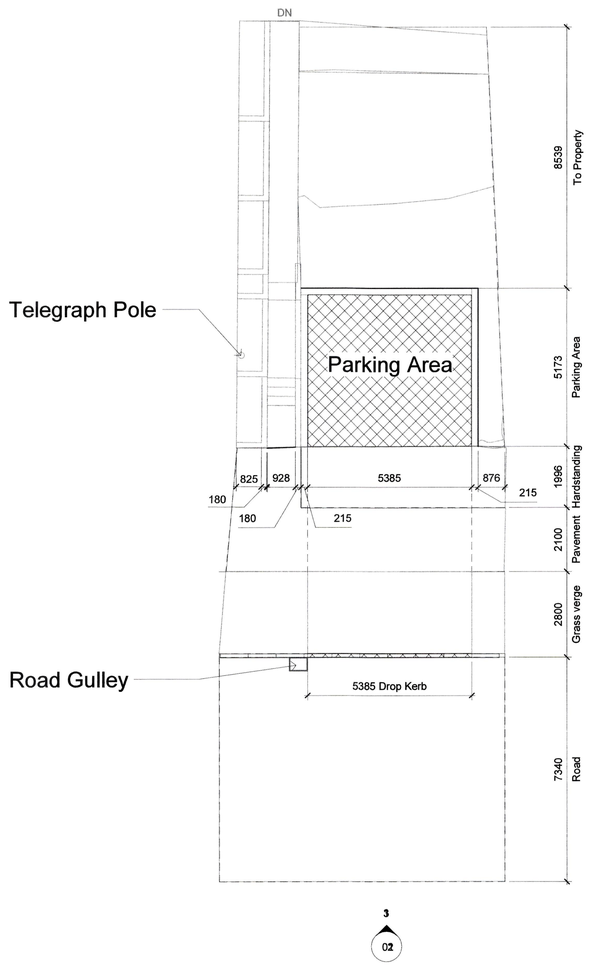

4 Proposed Site Layout
1 : 100

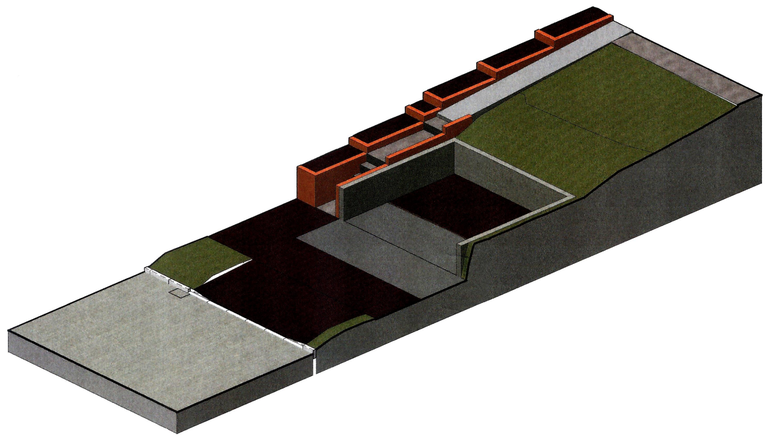

3 3D Proposed Site Layout

Scale 1 : 100

0 1 2 5 10 m

Rev	Date	By	Detail

Drawing status
PLANNING

Client
Amy Holdcroft

Project/Location
Drop kerb application

120 Cheadle Road
Tean
Staffordshire Moorlands
ST10 ~~1LS~~ 4DN

SMYTHEMAN ARCHITECTURAL
12 High Street
Tean, Stoke-on-Trent
ST10 4DZ
United Kingdom
T +44 (0)1538 722097
F +44 (0)1538 722185
mail@smytheman.co.uk
www.smytheman.co.uk

Drawing title
Proposed Dropped Kerb

Scale(s)	Date	Drawn	Checked
As indicated @A1	10/06/15	A.Durber	S.Smytheman

Drawing number 3037- 02

Revision

C:\Users\Adam\Desktop\3040 - Drop Kerb\3037.rvt