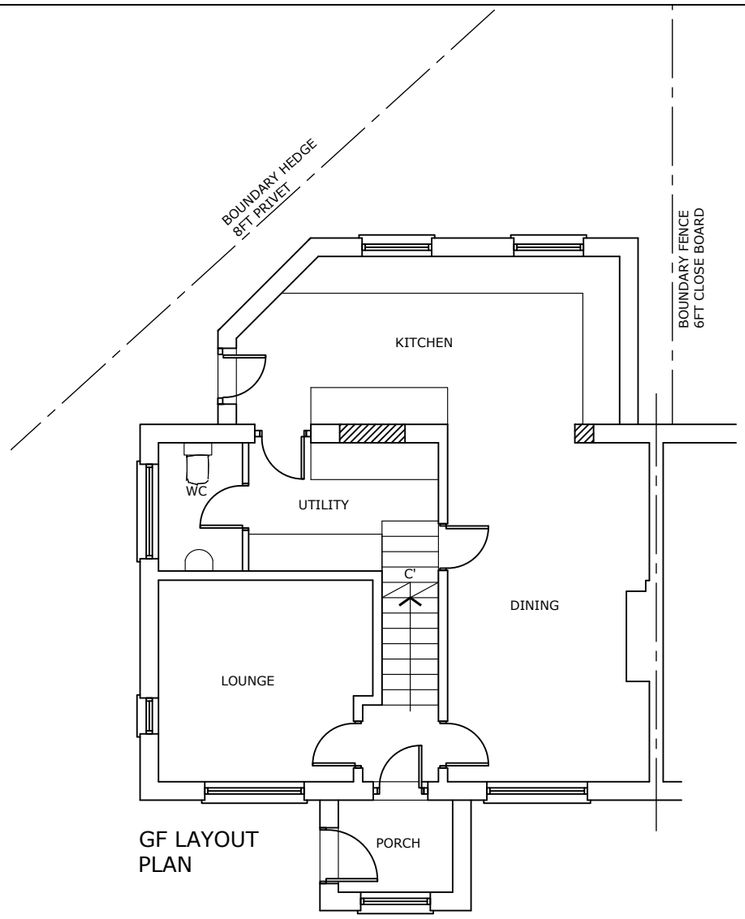

GF LAYOUT
PLAN

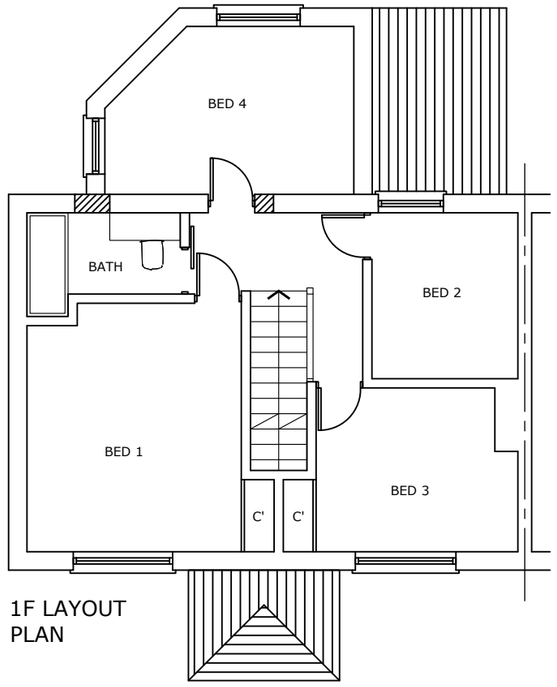

1F LAYOUT
PLAN

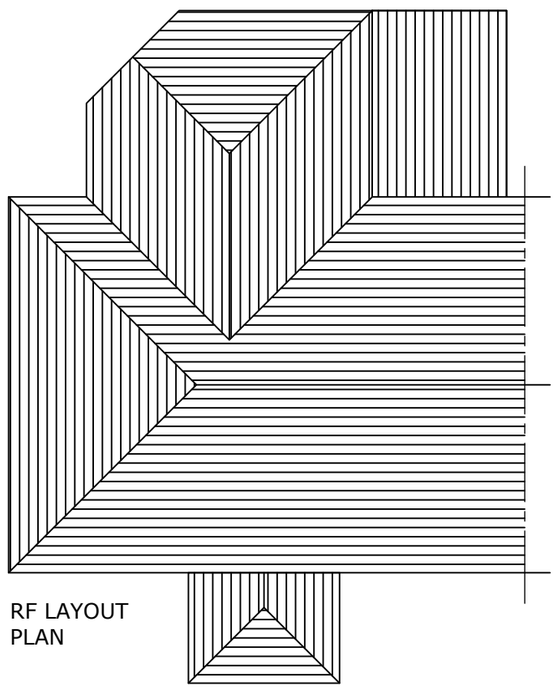

RF LAYOUT
PLAN

0 1 2 3 4 5 6 7 8

METRES @ 1:100

Notes:

1. THE COPYRIGHT OF THIS DRAWING IS VESTED IN ADS AND IT MAY NOT BE REPRODUCED IN WHOLE OR PART OR USED FOR THE MANUFACTURE OF ANY ARTICLE WITHOUT THE EXPRESS PERMISSION OF THE COPYRIGHT HOLDERS.
2. WORK TO FIGURED DIMENSIONS ONLY.
3. THIS DRAWING IS TO BE READ IN CONJUNCTION WITH ALL RELEVANT ARCHITECT'S, STRUCTURAL ENGINEERS DRAWINGS AND SPECIFICATIONS.

REV:	DESCRIPTION:	BY:	DATE:
STATUS:	PL		

Architectural Design Solutions
T: 07525919168
E: arcdessol@gmail.com

CLIENT: MR & MRS DODD
51 NOVI LANE
LEEK, STAFFORDSHIRE
ST13 6NX

ARCHITECT: A D S

SITE: 51 NOVI LANE
LEEK

TITLE: PROPOSED PLANS

SCALE AT A3:	DATE:	DRAWN:	CHECKED:
1:100	21/03/17	GM	CL

PROJECT NO:	DRAWING NO:	REVISION:
061	03	