SPECIFICATION

EXCAVATION AND TOPSOILING

Topsoil Depths
Topsoil depths are to be as follows:-
I) In grass areas 150 mm
II) In shrub bed areas 300 mm
III) In shrub areas within kerbs - 600 mm

Tree pits are to be 750 x 750 x 750 mm overall depth.

The Contractor shall provide short stakes to enable the Architect to mark the exact positions of tree and climber pits prior to pit excavation and retain in the same position after topsoiling.

Prior to topsoiling all areas to receive topsoil shall be ripped in two directions to a depth of 300 mm and all stones and debris removed.
Topsoil shall be loose tipped and lightly spread using the back of an excavator bucket or by hand where machine work is not possible.
After spreading topsoil ensure that any compaction is forked or rotavated out.
Topsoiled areas shall be in an uncompacted and uncontaminated state prior to settling out of shrub and grass areas.

Weed Clearance
If authorized by the Architect prior to the commencement of grassing or planting areas shall be cleared of weed growth. All vegetation shall be collected and removed from site.

Imported Topsoil
Imported topsoil shall be obtained from an approved source and shall be clean weed free natural as dug topsoil to BS 3882, free from excessive stone and roots. Re-manufactured soils shall not be acceptable.

PLANTING WORKS
Plant material:
All plant material shall be containerised or bare root and in compliance with BS 3936: 1985 Part 1, from an approved source and to satisfaction of the Landscape Architect or Supervising Officer. Plants shall be free from disease and infection, with no damage to bark, stem, root or foliage.

Plants shall be first class representatives of their normal species or varieties and shall have well developed branches and fibrous rooting systems.

Planting Operations
Taking care to avoid damage and disturbance to roots, rootballs or stems, plant all material at the same depth at which it has been previously growing. Excavate plant pits to allow roots to be spread within the pit.

Polythene and other non-perishable containers are to be removed and any badly damaged roots carefully pruned.
Dig over beds, breaking up soil and rake off stones over 40 mm in any dimension. Remove all rubbish and weed growth to tip.
Allow for spraying out weed growth as necessary.

Plants shall be firmly planted with 50 g of slow release fertilizer such as 'Vitax' plus moist compost mixed in with the backfill, along with an approved mycorrizal soil ameliorant.
A solution of 'Alginure' in water (1:99) should be applied to the shrub bed after planting so that the backfill is well watered in and the plant is firmed into the pit by treading.

All native trees and bare root plants shall receive 'Alginure' root dip prior to planting.
Prune back all shrubs by min 1/3rd following planting.

Planting Operations: Trees
Trees shall be planted into tree pits and well staked with 2 No. stakes and a single cross bar set 600 mm above ground level.
Base of tree pits shall be broken up to 300 mm before planting. Prior to backfilling, the soil shall be finely broken down and 200 g of a slow release fertilizer such as 'Vitax' incorporated into the backfill, with tree planting compost (50% by volume).

'Puddle' the backfilled tree pit with a 1:99 solution of 'Alginure' to ensure the tree pit is well watered.
Location of tree pits shall be made by the Main Contractor to avoid conflict with underground services.

Mulch
Following planting all beds shall be forked over, raked level and covered with a 75 mm layer of approved bark mulch. (50 mm compacted depth).

Maintenance
The Maintenance period shall run for a period of 12 months after practical completion and shall be undertaken only during suitable weather conditions.

Tree ties shall be regularly inspected and adjusted during the maintenance period.

Shrub areas shall be kept clear of litter and debris, weeding shall be carried out in shrub beds at each grass cutting visit. Weed control may be carried out in order to promote healthy and vigorous growth.
Native shrubs and trees shall be maintained with a 1 m dia weed free area to the base of each plant. Watering shall be carried out during periods of drought or as instructed by the Architect.
The landscape sub-contractor will be responsible for the watering of all trees, shrubs and grass areas in order to minimize plant losses.

DEFECTS LIABILITY
The sub-contractor shall be responsible for the replacement of any plant material that fails to thrive through fault or omission on behalf of the landscape sub-contractor in the supply, transport, handling, planting operations or maintenance operations, where carried out by the landscape sub-contractor.

Defects works may include the following measures:
1) Dusting, spraying or pruning as necessary.
2) Cutting out dead and damaged wood
3) Stone picking
4) Making good damaged or dead turf areas
5) Replacement of dead or dying plant material

The planting and maintenance rates in the tender shall be deemed to include for all such costs and no additional payments shall be made for any works under Defects Liability.

Indicative hedge detail

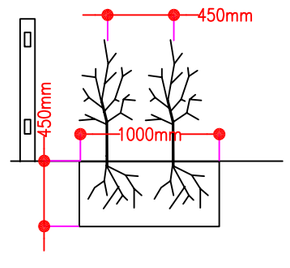

B. SECTION (Not to scale)

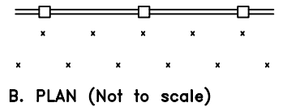

B. PLAN (Not to scale)

NOTES

B 1. The hedge planting is to be carried out in a single trench dug 1000 wide x 450mm deep and to the required length.
2. Mix the dug soil with a slow release fertiliser and an approved soil ameliorant.
3. Break up the soil in the base of the trench(es).
4. Prepare the plants by: pruning back any damaged roots to healthy growth; placing roots of waiting plants in water whilst planting; applying an approved root-dip.
B 5. Place the plants in the trenches to the fence side, as shown in elevation, 450mm apart and at staggered centres 8 or 9 /linm as shown in plan.
6. Backfill the trench to half its depth and firm by treading. Continue planting the trench.
7. Once planted, backfill with the remaining soil and firm as before.
8. Topdress the planting area with a 50mm depth of bark mulch.
9. In March cut the plants hard back to within 250mm of the ground to encourage bushy growth from the base.

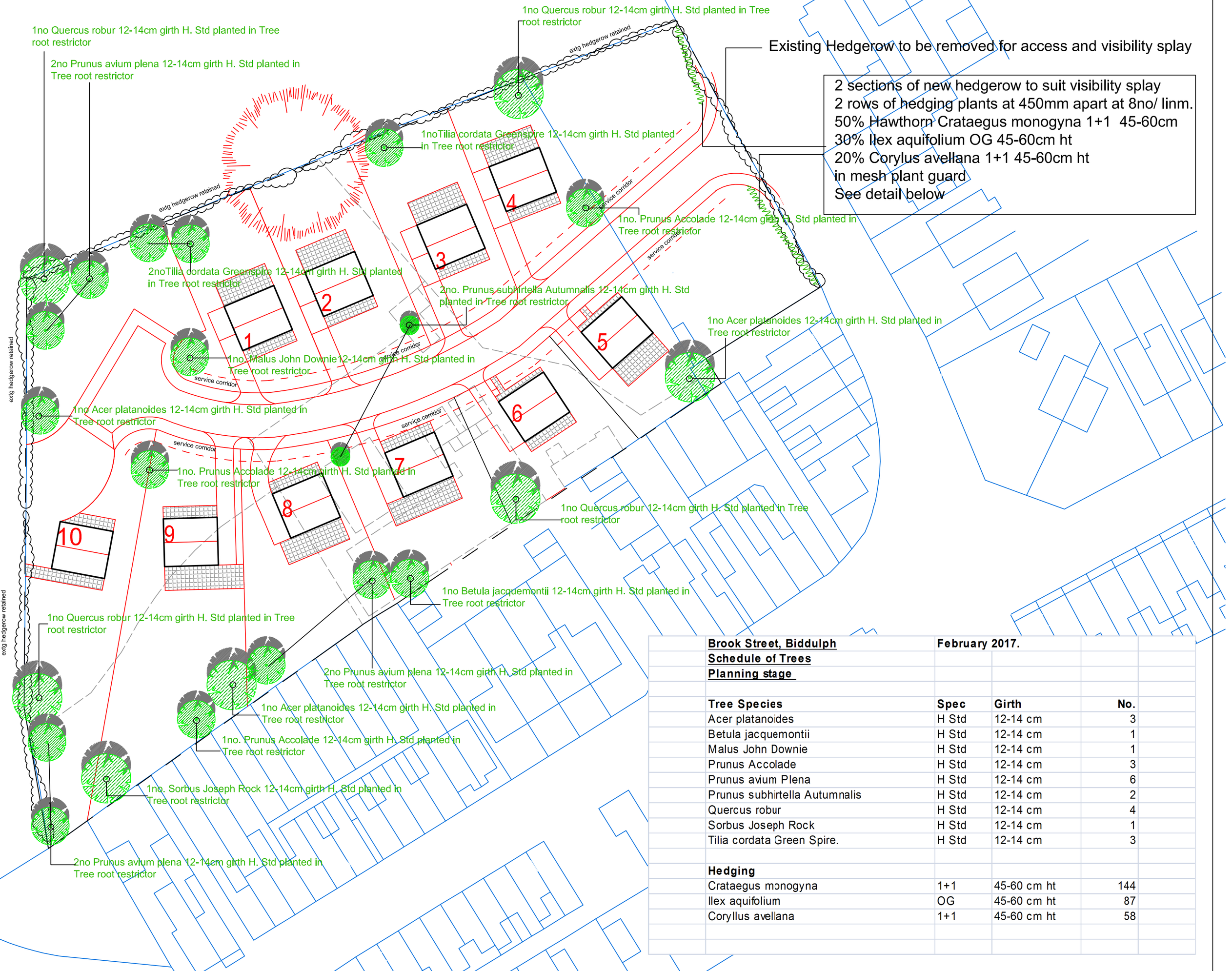

	Brook Street, Biddulph	February 2017.		
	Schedule of Trees			
	Planning stage			
	Tree Species	**Spec**	**Girth**	**No.**
	Acer platanoides	H Std	12-14 cm	3
	Betula jacquemontii	H Std	12-14 cm	1
	Malus John Downie	H Std	12-14 cm	1
	Prunus Accolade	H Std	12-14 cm	3
	Prunus avium Plena	H Std	12-14 cm	6
	Prunus subhirtella Autumnalis	H Std	12-14 cm	2
	Quercus robur	H Std	12-14 cm	4
	Sorbus Joseph Rock	H Std	12-14 cm	1
	Tilia cordata Green Spire.	H Std	12-14 cm	3
	Hedging			
	Crataegus monogyna	1+1	45-60 cm ht	144
	Ilex aquifolium	OG	45-60 cm ht	87
	Coryllus avellana	1+1	45-60 cm ht	58

drawing title planting proposals
residential development at Brook Works,
Brook Street, Biddulph ST8 6PF

date Feb 2017
scale 1:500 at A2
drawing no. M17/ 1280 / 01

FFC Landscape Architects
landscape and garden design consultants
woodcote, nelson crescent
cotes heath, eccleshall, staffs, st21 6st
tel/fax 01782 791506

FFC Landscape Architects
Landscape and Garden Design Consultants