

TYPICAL WALL ELEVATION 'AS EXISTING' 1:20

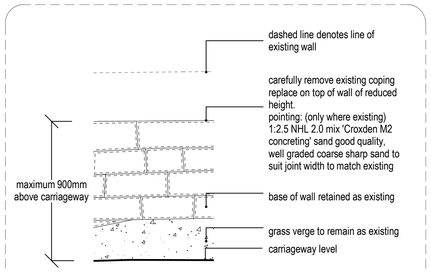

TYPICAL WALL ELEVATION 'AS PROPOSED' 1:20

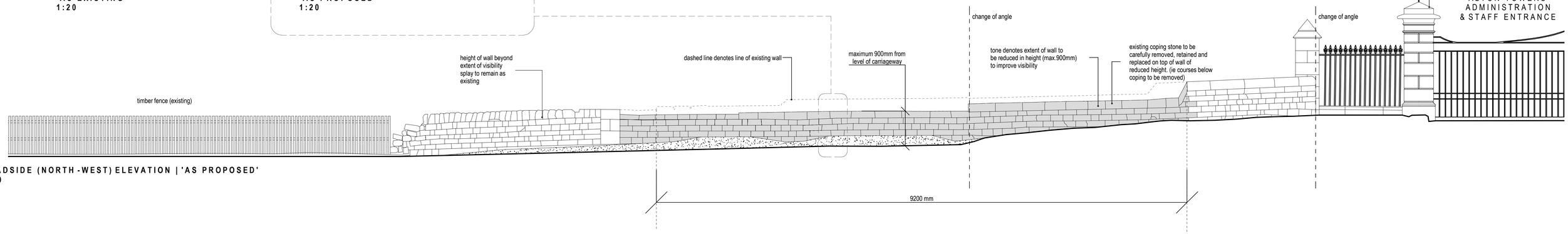

ROADSIDE (NORTH-WEST) ELEVATION | 'AS PROPOSED' 1:50

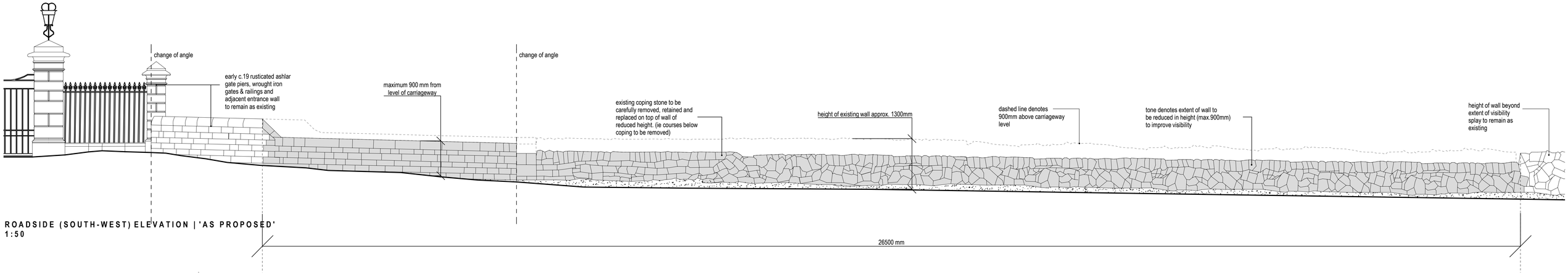

ROADSIDE (SOUTH-WEST) ELEVATION | 'AS PROPOSED' 1:50

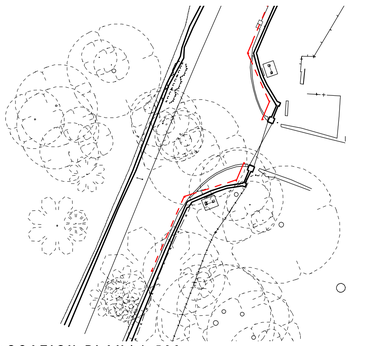

LOCATION PLAN | 1:500

ELEVATION KEY

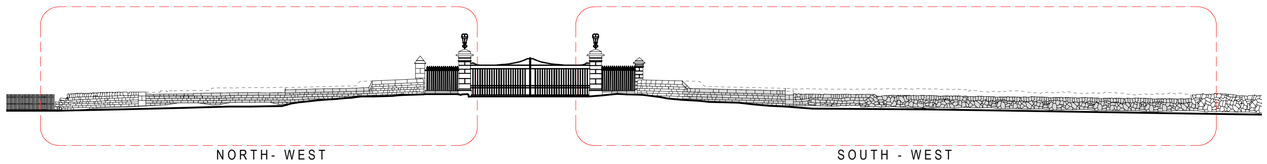

NORTH- WEST SOUTH - WEST

Rev	Date	Drawn	Description
-	-	-	-

ctd architects

Clerk Bank House
Clerk Bank
LEEK
Staffordshire
ST13 5HE
t : 01538 373477
f : 01538 386503
e : info@ctdarchitects.co.uk
w : www.ctdarchitects.co.uk

ctd architects © 2017
- This drawing is copyright.
- All dimensions to be checked on site before proceeding.
- Contractor must notify the architect of any discrepancies before proceeding.
- Contractor to check/adjust dimensions of new work to suit existing conditions. Do not assume existing structure or details are plumb, square or level.
- All drawings to be read in conjunction with all other consultants drawings and specs.

Client: Alton Towers Resort

Project	ALTON TOWERS RESORT ADMIN ENTRANCE WALL & GATES
Status	LISTED BUILDING & PLANNING CONSENT
Title	Road Elevation 'as Proposed'
Scale	1:50
Size	A1
Drawn	SE
Chk'd	CH
Date	08/03/2017
Job No.	0860
Drawing No.	AL06
Rev.	-