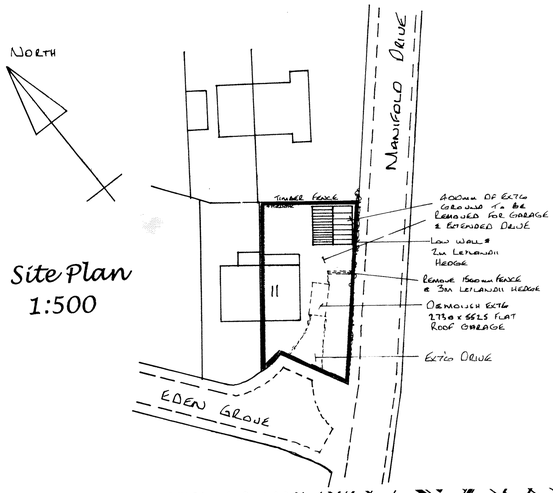


Site Plan
1:500

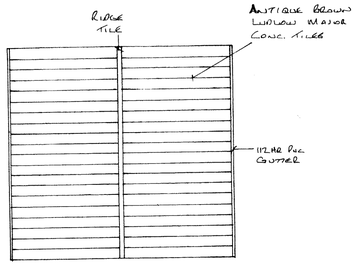


Roof Plan

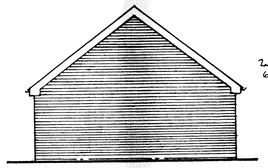

Rear Elevation

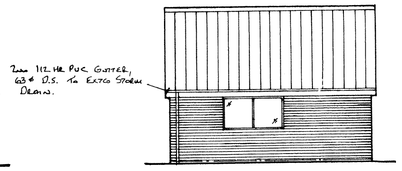


Side Elevation

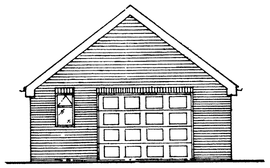

Front Elevation

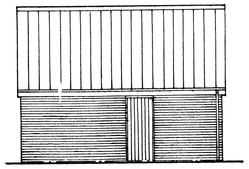

Side Elevation




Location Plan
1:1250

North

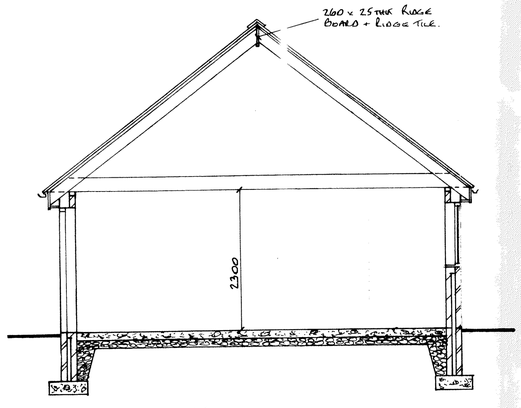


Typ Section

All new storm drains to be 100 dia minimum 1:20 tail in pea shingle on a granular bed.

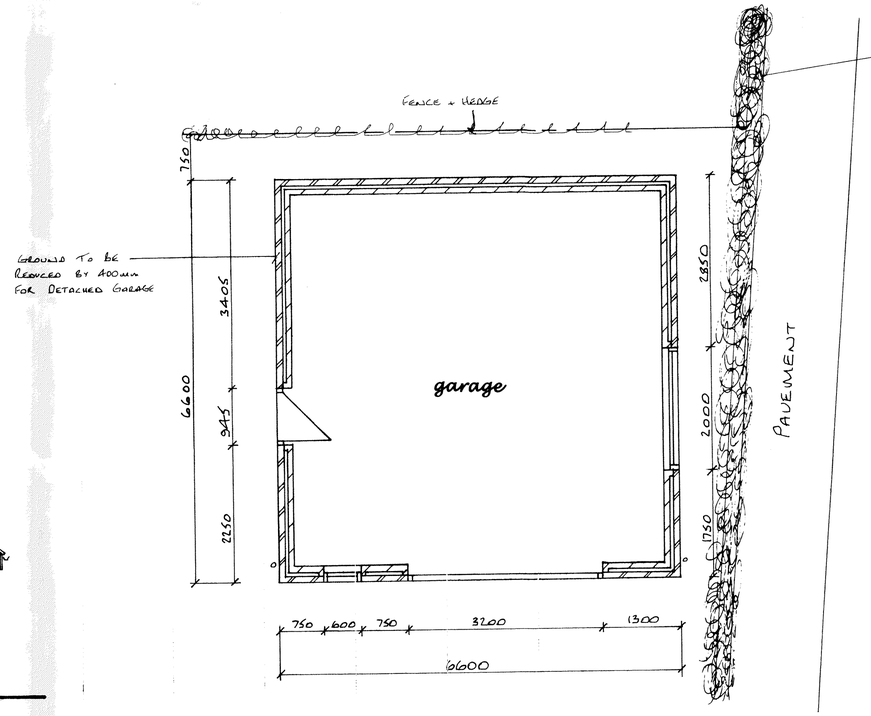


Floor Plan

***Door And Window Details.***
3200 x 2210 upiover door CG50/100 lintel.
600 x 1075 window CG50/100 lintel.
935 x 2050 door CGE50/100 lintel.
2000 x 1075 window CGE50/100 lintel.

***Construction Notes.***
Antique brown Marley Mendip concrete interlocking tiles to match existing dwelling on 38mm x 25mm thk tanalized battens on 1 layer tyvek or similar breathable membrane installed in accordance to manufacturers recommendations on 195 x 47mm C16 rafters at 37.5° pitch at 400mm centres, 235 x 89mm C24 ceiling joists at 400mm crs on 100 x 75mm wallplate strapped down at 2 metre crs with 30 x 2.5mm galvanised steel straps. Each rafter strapped to brickwork using 30 x 5mm galvanised steel straps and turned over walls.
Lateral restraint ties at 2000 centres maximum at verge and ceiling level to gable.
Lateral support to AD Part 1 para 1C37.
250 x 25mm thk timber fascia, 6mm plywood soffit.
Walls:- 102 light red rustic brickwork to match existing dwelling, 50mm cavity, 100 thk 650kg/m thermalite blocks internal skin.
Floor:- 100thk conc on 1200 gauge visqueen damp proof membrane linked to inner leaf dpc on 50mm thk sand on 150mm layer of sulphate free hardcore. Dpm to continue across wall cavity with a cavity tray over for basic radon protection.
Fine conc fill to within 150mm of dpc.
Foundation :- 600 x 230mm thk concrete strip foundation 1 metre below ground level.

***General Notes***
1. Drains laid to falls & to the satisfaction of the building inspector. Where drains pass close to foundations the foundation should be taken down to the lowest level of the existing adjacent drains or the drains should be encased in conc. to the underside of the foundation concrete.
2. Electrical work to IEE standards with the design, installation, inspection and testing of the electrical installation to be carried out in accordance with BS7671:2001 and the certification to prove this.
3. Structural timber to be of C16 grade except where stated otherwise.
4. Wall ties to be stainless steel to DD Type 4, AD Part A and to be spaced at 750mm horizontally and 450mm vertically.
5. Glass in critical locations to comply with BSEN12150.
6. All new external frames to be pointed in mastic internally and externally.
7. Provide energy efficient lighting to para 1.54 Approved Document L1.

# *Proposed Detached Garage At No 11 Eden Grove, Cheadle, Staffs Moorlands For Mr. K. Malbon.*

*Drg No 145/153//1*

Date :- February 20th 2017.

Scale :- Floor Plan & Section 1:50, Elevations & Roof Plan 1:100.