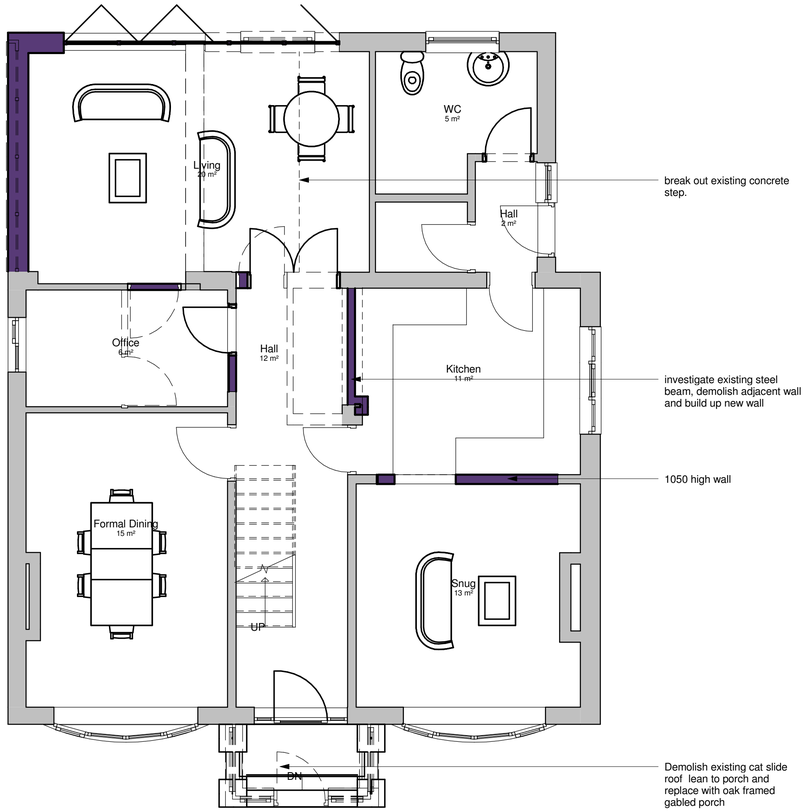

Ground Floor Plan as Proposed

1 : 50

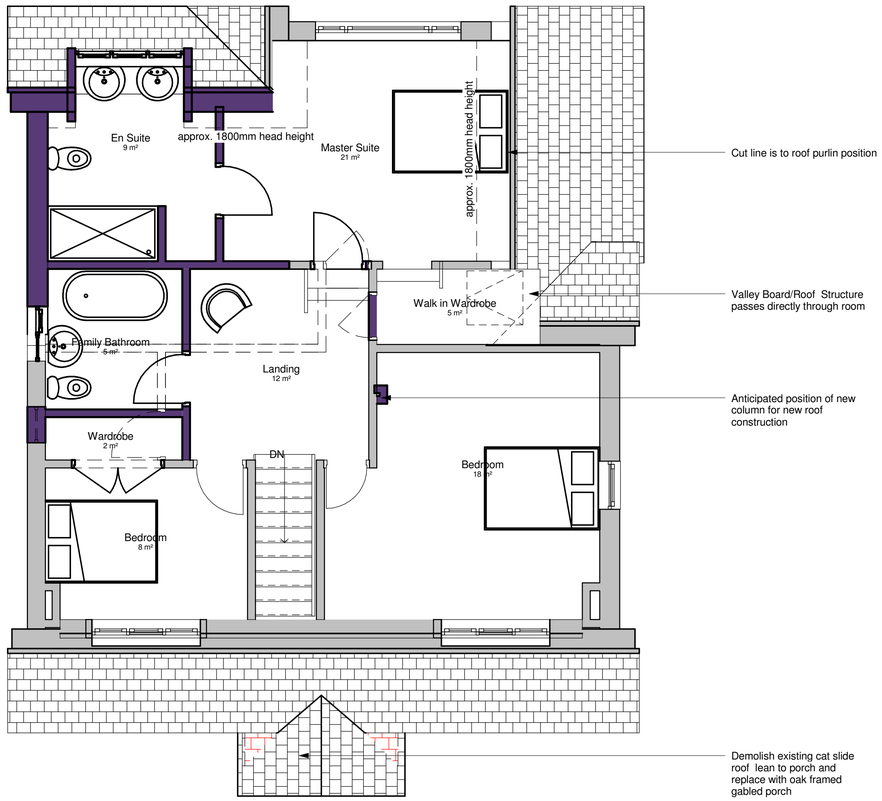

First Floor Plan as Proposed

1 : 50



Front Elevation as Proposed

1 : 100

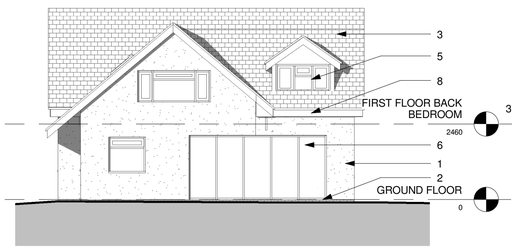

Rear Elevation as Proposed

1 : 100



Side Elevation A as Proposed

1 : 100

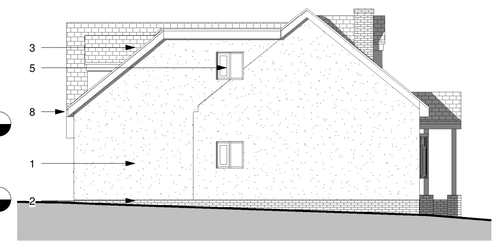

Side Elevation B as Proposed

1 : 100

all heights, sizes and dimensions should be checked on site by the contractor before any work is put in hand.

figured dimensions should be taken in preference to scaling and any errors or omissions reported to the architect at once

This drawing has been prepared in accordance with the CDM [Construction Design and Management] and all foreseeable design risks to those involved or affected by construction have been avoided wherever possible

MATERIALS LEGEND

1. Walls above DPC - Smooth finished render painted cream
2. Walls below DPC - Engineering brickwork painted black
3. Roof - Red clay roof tiles
4. Chimney - Red facing brickwork
5. Windows - White UPVC
6. Doors - White UPVC
7. Vehicle access and hardstanding - Loose Gravel
8. Rainwater goods - White UPVC
9. Other - Oak or Similar Timber Framed Porch

Rev **Date** **By** **Detail**

Drawing status

Planning

Client

Mr & Mrs. P Schofield

Project/Location

Alterations and Extension

Delphouse
Delphouse Road
Cheadle
Staffs ST10 2NN

SMYTHEMAN ARCHITECTURAL

12 High Street
Tean, Stoke-on-Trent
ST10 4DZ
United Kingdom

T +44 (0)1538 722097
F +44 (0)1538 722185
mail@smytheman.co.uk
www.smytheman.co.uk

Drawing title

Plans and Elevations as Proposed

Scale(s)	Date	Drawn	Checked
As indicated @A1	01/11/17	Author	Checker

Drawing number **Revision**

3015- 11