DRAWING No

ST210001 1 of 1

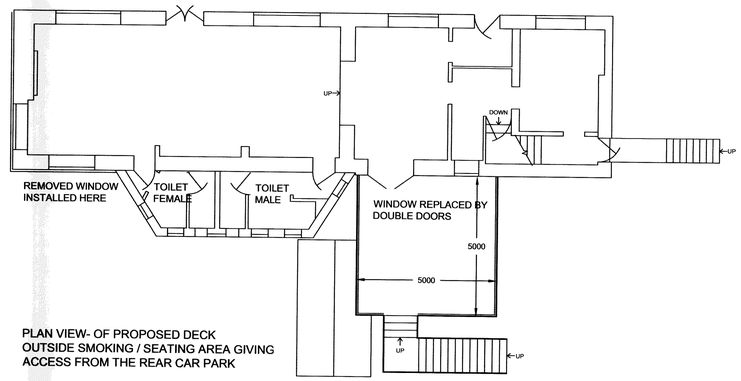

PLAN VIEW- OF PROPOSED DECK OUTSIDE SMOKING / SEATING AREA GIVING ACCESS FROM THE REAR CAR PARK

CALCULATIONS for RAISED DECK

SEE J MCKERNON & Co Ltd

STRUCTURAL ENGINEERS REPORT

NOTES

1. WHERE APPLICABLE, SYMBOLS ARE TO BS 1553 Part 1, BS 1646 Part 1 to 4 & BS 3939.

STRUCTURAL STEELWORK

1. Design, Detailing and Workmanship of steelwork to be in accordance with the National Structural Steelwork Specification For Building Construction (3rd Edition).

2. All material for structural sections to BS. EN 10025 Grade S355 .

3. All steelwork to be generally of shop welded and site bolted construction.

4. All connections to have a minimum of 2 bolts, connections 200 to 350mm deep to have a minimum of 4 bolts. Minimum bolt size of M20 to be used for all structural connections unless the flange width only permits the use of M16 bolts. (UNO)

5. All bolts to be grade 8.8 to BS.3692.

6. All steelwork connections to be designed in accordance with BS. 5950.

7. All dimensions in millimetres unless noted otherwise. All levels and co-ordinates are stated in metres.

8. All welds to be 6mm continuous fillet welds (minimum) or full penetration butt welds.

9. All dimensions and levels to be checked on site and are to be agreed prior to commencement.

10. All steelwork to be shot blasted and delivered to site primed with one coat of zinc phosphate primer for finishing to clients requirements.

11. Any areas damaged during transportation, storage and erection are to be cleaned and made good in accordance with good practice.

STRUCTURAL BRICK PIERS

Brick piers, 7 total 338 x338 x 35 N/mm2 eng brick with 150mm thick concrete capping.

See Structural Engineers calculations

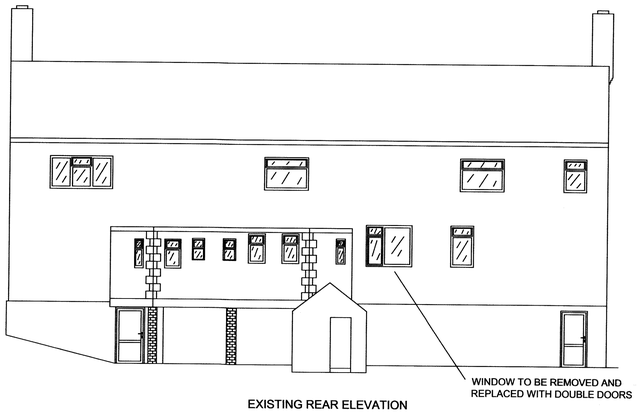

EXISTING REAR ELEVATION

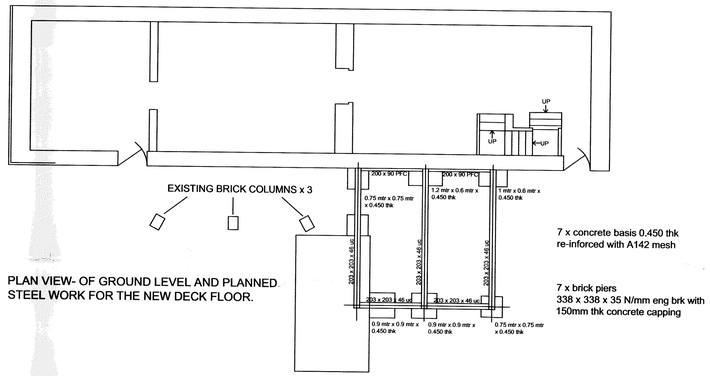

PLAN VIEW- OF GROUND LEVEL AND PLANNED STEEL WORK FOR THE NEW DECK FLOOR.

7 x concrete basis 0.450 thk re-inforced with A142 mesh

7 x brick piers 338 x 338 x 35 N/mm eng brk with 150mm thk concrete capping

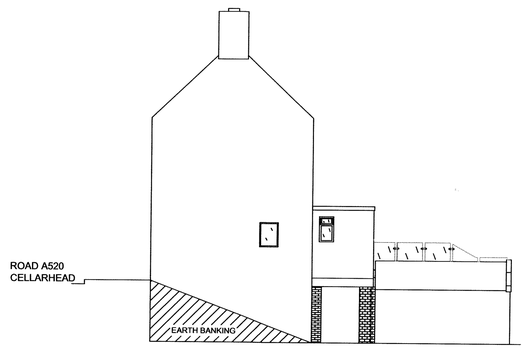

SIDE ELEVATION

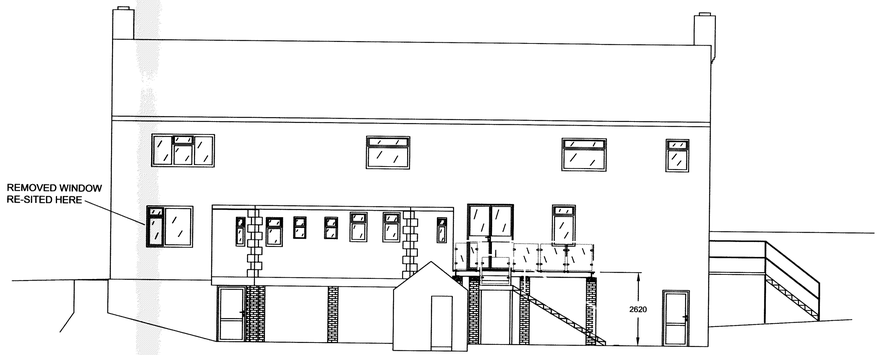

PROPOSED REAR ELEVATION

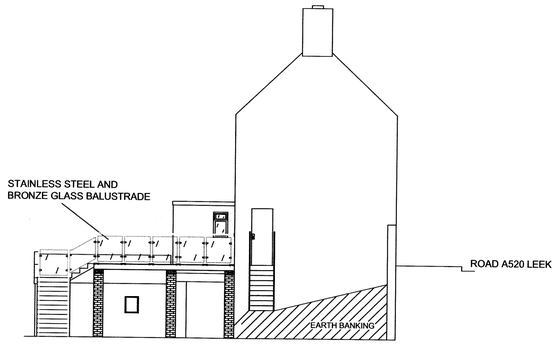

SIDE ELEVATION

REVISION STATUS

A	DATE 21.12.16	DRN SB	CHK	APP

S BRADLEY

28 Clough Lane
Werrington
Stoke-On-Trent
ST9 0DD

This Drawing May NOT Be Copied Nor The Article Depicted By It Be Made Without The Express Permission in Writing Of:-

S BRADLEY

OR

SUNSET TAVERNS LTD

TITLE

POWYS ARMS
WETLEY ROCKS

AREA

PROPOSED DECK for SMOKING and OUTSIDE SEATING.

DRAWING No ST210001 | Rev A

SCALE: 1:100 | SIZE: A1 | SHEET: 1 of 1