A2

GypWall systems & GypLyner IWL

Excludes GypWall QUIET SF

Where a horizontal load is a requirement a suitable post and transom (designed and supplied by others) should be considered

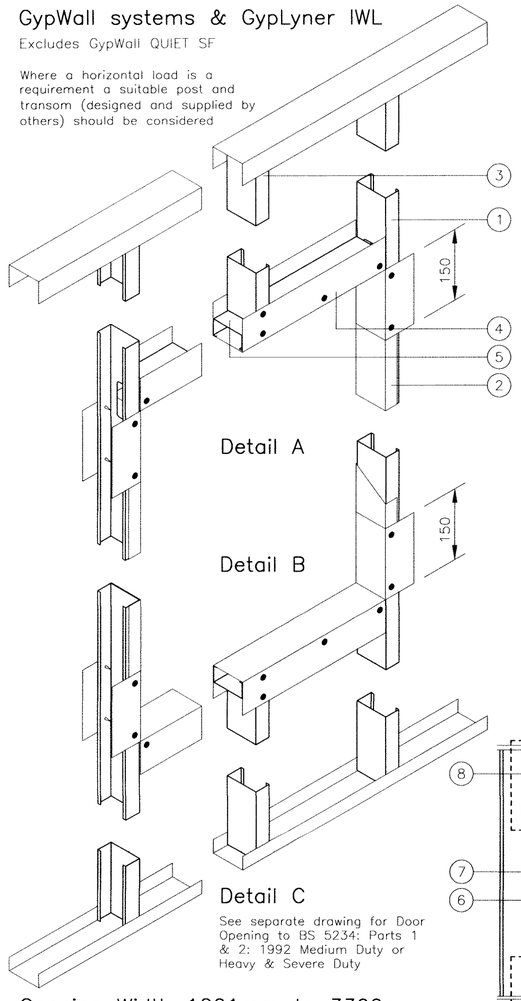

Detail A

Detail B

Detail C

See separate drawing for Door Opening to BS 5234: Parts 1 & 2: 1992 Medium Duty or Heavy & Severe Duty

Opening Width 1201mm to 3300mm

Partition with 1 or 2 Layers Plasterboard

1 Gypframe 'C' stud at jamb
2 Stud sleeved to full opening height with Gypframe Channel
3 Gypframe studs (appropriate to system) at specified centres to maintain stud module fixed to transom/cill channel through both flanges with British Gypsum Wafer Head Jack-Point Screws. Studs fixed to head channel also for partition with fixed head
4 Gypframe Extra Deep Channel cut & bent to extend 150mm down stud & fixed through both flanges with 2 no. British Gypsum Wafer Head Jack-Point Screws
5 Gypframe 'C' stud inserted into channel & fixed through both flanges with British Gypsum Wafer Head Jack-Point Screws at 150mm centres
6 Centre stud required for margin up to 600mm between openings
7 Partition Between Openings:
- Minimum 600mm margin between openings where Gypframe 'C' studs at jambs & centre of margin
- Minimum 300mm margin between openings where Gypframe 'I' studs at jambs & centre of margin

8 Partition with Deflection Head:
- Maximum 4800mm height above opening for single layer plasterboard
- Maximum 2400mm height above opening for double layer plasterboard
- Where height exceeds this a suitable structural section by others is required to form jambs & head of opening, & a Structural Engineer should be consulted for their design

Partition with Fixed Head:
- No restriction on height above opening other than system height

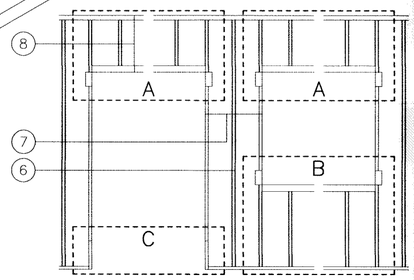

Partition/Wall Lining Elevation

GypWall CLASSIC

1 1 layer Gyproc plasterboard fixed with British Gypsum Drywall Screws at 300mm centres
2 Gypframe 70 S 50 'C' studs at 600mm centres
3 Isover insulation where required
4 Gypframe 72 FEC 50 Channel suitably fixed to floor/soffit at 600mm centres
5 Gyproc Sealant for optimum sound insulation
6 Gyproc jointing material bulk fill where gap exceeds 5mm
7 Indicative skirting
8 Gypframe GFT1 Fixing T progressively inserted between board edge & studs to support horizontal board joints. Alternatively Gypframe GFS1 Fixing Strap fixed to studs with 2 no. British Gypsum Wafer Head Drywall Screws
9 Gypframe Steel Angle or timber batten suitably fixed to soffit
10 Gypframe 70 S 50 'C' stud suitably fixed to wall at 600mm centres

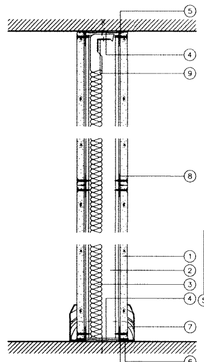

Base & Head

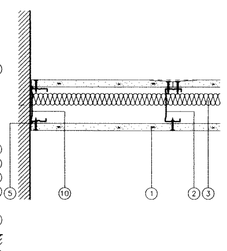

Wall Abutment

GypWall CLASSIC

1 1 layer Gyproc plasterboard fixed with British Gypsum Drywall Screws at 300mm centres (200mm centres at external angles).
2 Gypframe 70 S 50 'C' studs at 600mm centres
3 Isover insulation where required
4 Gypframe 70 S 50 'C' stud fixed through plasterboard to stud with British Gypsum Drywall Screws at 600mm centres
5 Gypframe GA6 Splayed Angle fixed to head & base channels & studs with British Gypsum Wafer Head Drywall Screws at 600mm centres (no fixings to head channel for deflection head condition)
6 Minimum angle ensures Gypframe GA6 Splayed Angle is fixed to studs at external angle

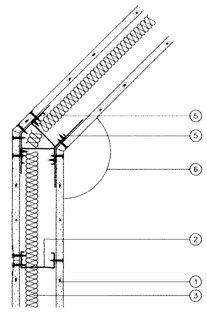

Splayed Angle

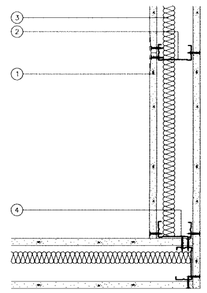

Corner

GypWall CLASSIC

Advice should be sought from the door manufacturer or installer prior to construction of this detail

1 1 layer Gyproc plasterboard fixed with British Gypsum Drywall Screws at 300mm centres
2 Gypframe 70 S 50 'C' studs at 600mm centres to maintain stud module
3 Isover insulation where required
4 Gypframe 70 S 50 'C' stud at jamb
5 Gypframe 72 FEC 50 Channel suitably fixed to floor at 600mm centres
6 Gypframe 72 FEC 50 Channel cut & bent to extend 150mm down stud & fixed through both flanges with 2 no. British Gypsum Wafer Head Drywall Screws or crimped
7 Indicative timber door frame & architrave
8 72 x 38mm timber lining fixed around opening with British Gypsum Drywall Screws at 600mm centres

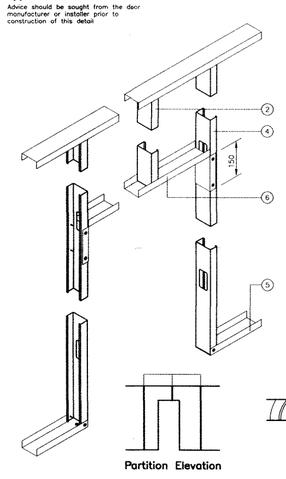

Partition Elevation

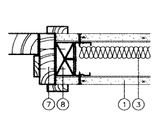

Door Opening Width up to 1200mm

Maximum Door Weight 35kg to BS 5234: Parts 1 & 2: 1992 – Medium Duty

GypWall CLASSIC

Advice should be sought from the door manufacturer or installer prior to construction of this detail

1 1 layer Gyproc plasterboard fixed with British Gypsum Drywall Screws at 300mm centres
2 Gypframe 70 S 50 'C' studs at 600mm centres to maintain stud module
3 Isover insulation where required
4 Gypframe 70 S 50 'C' stud at jamb
5 Gypframe 72 FEC 50 Channel suitably fixed to floor with 2 pairs of fixings at 150mm centres (4 total) & at 600mm centres thereafter. Channel cut & bent to extend 300mm up stud & fixed through both flanges with 2 no. British Gypsum Wafer Head Drywall Screws
6 Gypframe 72 FEC 50 Channel cut & bent to extend 150mm down stud & fixed through both flanges with 2 no. British Gypsum Wafer Head Drywall Screws or crimped
7 Indicative timber door frame & architrave
8 Stud sleeved to full opening height with Gypframe 72 FEC 50 Channel

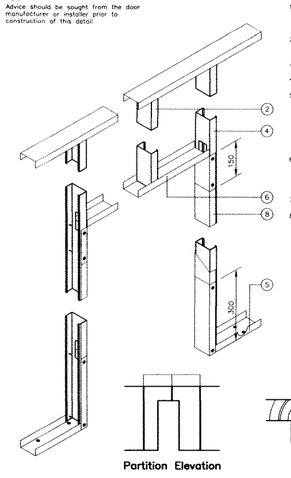

Partition Elevation

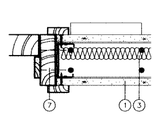

Door Opening Width up to 1200mm

Maximum Door Weight 60kg to BS 5234: Parts 1 & 2: 1992 – Heavy & Severe Duty

GypWall CLASSIC

1 1 layer Gyproc plasterboard fixed with British Gypsum Drywall Screws at 300mm centres
2 Gypframe 70 S 50 'C' studs at 600mm centres
3 Isover insulation where required
4 Gypframe 72 DC 60 Deep Channel suitably fixed through fire stop to soffit (or suitably fixed to head plate where specified) at 600mm centres
5 Gyproc Sealant for optimum sound insulation
6 Gyproc FireStrip
5 Additional Gypframe 70 S 50 'C' stud at junction

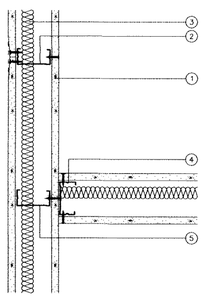

T Junction

GypWall CLASSIC

1 1 layer Gyproc plasterboard fixed with British Gypsum Drywall Screws at 300mm centres
2 Gypframe 70 S 50 'C' studs at 600mm centres
3 Isover insulation where required
4 Gypframe 72 DC 60 Deep Channel suitably fixed through fire stop to soffit (or suitably fixed to head plate where specified) at 600mm centres
5 Gyproc Sealant for optimum sound insulation
6 Gyproc FireStrip
7 Gypframe GFS1 Fixing Strap fixed to each stud with 2 no. British Gypsum Wafer Head Drywall Screws to receive uppermost board fixings (no fixings into head channel)
8 72mm wide strip of 19mm Gyproc CoreBoard
9 2 no. 72mm wide strips of 15mm Gyproc FireLine/DuraLine pre-fixed to channel with British Gypsum Drywall Screws (joints staggered by 300mm). Alternatively 72 x 30mm timber head plate suitably fixed to soffit at 600mm centres
10 Gypframe Steel Angle or timber batten suitably fixed to soffit
11 Gypframe GA4 Steel Angle bedded on continuous bead of Gyproc Sealant & suitably fixed to soffit at 600mm centres (for optimum sound insulation if required by specifier or acoustic consultant)

The exact construction depicted on this drawing has not been tested and any performance characteristics, stated or inferred, are estimated based on other relevant data. The approval of the relevant controlling authority should therefore be obtained prior to construction

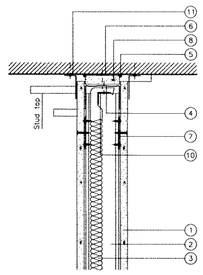

Deflection Head

15mm Downward Movement & 30 or 60 Minutes Fire Resistance (Subject to Plasterboard Type)
Design team should be consulted for actual deflection criteria

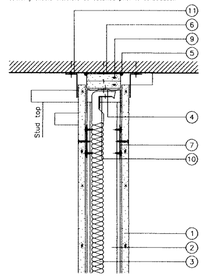

Deflection Head

25mm Downward Movement & 30 or 60 Minutes Fire Resistance (Subject to Plasterboard Type)
Design team should be consulted for actual deflection criteria

KAD
ARCHITECTURAL DESIGN & SURVEYING SERVICES

52 Parkway
Trentham
Stoke-On-Trent
Staffordshire
ST4 8AG

tel: 07974 243439

www.kadarchitectural.co.uk
jon@kadarchitectural.co.uk

Copyright

KAD Architectural Design & Surveying Services.

This drawing and the designs depicted may not be reproduced in whole or in part without the prior written permission of KAD Architectural Design & Surveying Services

THE PARTY WALL ACT 1996 - The Client's attention is drawn to the Party Wall Act 1996 which requires notification and agreement to be made with adjoining owners, where the building owner undertakes any building works on, adjacent to or near to the party wall line between the properties. the Client shall ensure that all legal obligations in this regard are complied with.

REVISIONS & PUBLICATION DATES

Building Regulation Purposes Only

PROJECT NUMBER / DRAWING NUMBER

CLIENT
Mr & Mrs D Thompson
Thorn Tree Farm
Leek Old Road
Longsdon
Staffs
ST9 9QJ

DRAWING TITLE

Gypwall Classic Details

FIRST PUBLICATION DATE
November 2016 Jon Bennett

SCALE :-
not too scale **printed @ A2**

PROJECT
Proposed Conversion of Existing Shop into Single Dwelling and associated works at
86 Tunstall Road
Biddulph
Stoke On Trent
ST8 6HH