Do not scale this drawing. Work strictly to dimensions given. Contractor to check all dimensions, levels and setting out prior to commencement.
Any discrepancies must be reported immediately, before proceeding with work.



FRONT ELEVATION



REAR ELEVATION



LH SIDE ELEVATION



RH SIDE ELEVATION

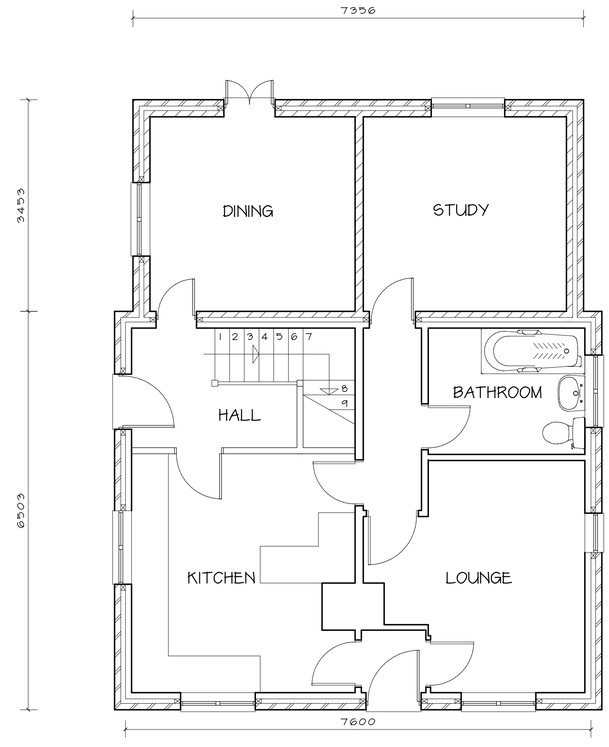

GROUND FLOOR PLAN

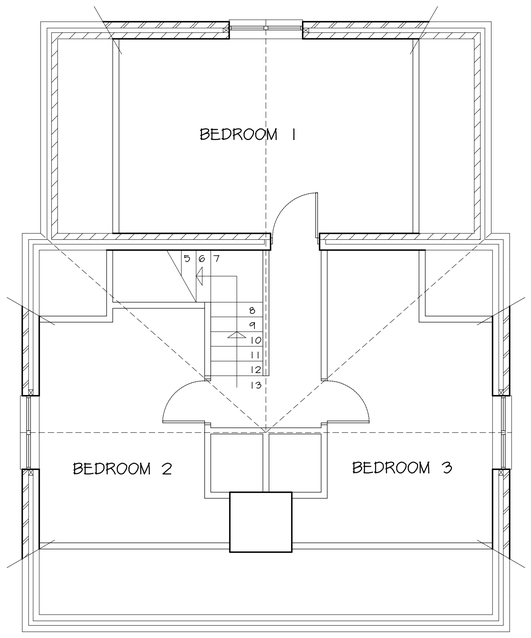

FIRST FLOOR PLAN

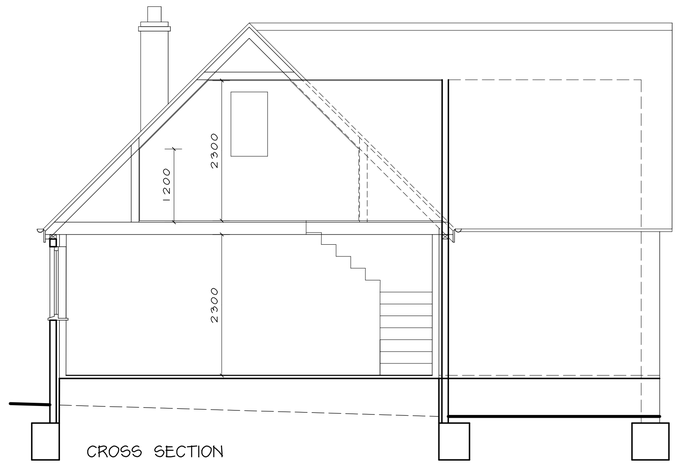

CROSS SECTION

SCALE BARS

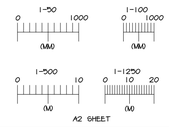

A2 SHEET

No.	Date	Content
Revisions		

PETER J. RHODES
66 Hawthornden Avenue, Uttoxeter
Staffs ST14 7NZ Tel/Fax: 01889 563890

Architectural Planning and Building Design Services

Project

PROPOSED ALTERATIONS TO
THE BUNGALOW
CEDAR HILL
ALTON
STAFFS ST10 4BQ

Client

MR A CALLADINE

Drawing

SCHEME AS PROPOSED

Scale	Date
1 : 50	JULY 2009

Drawing No.

1109 / 2