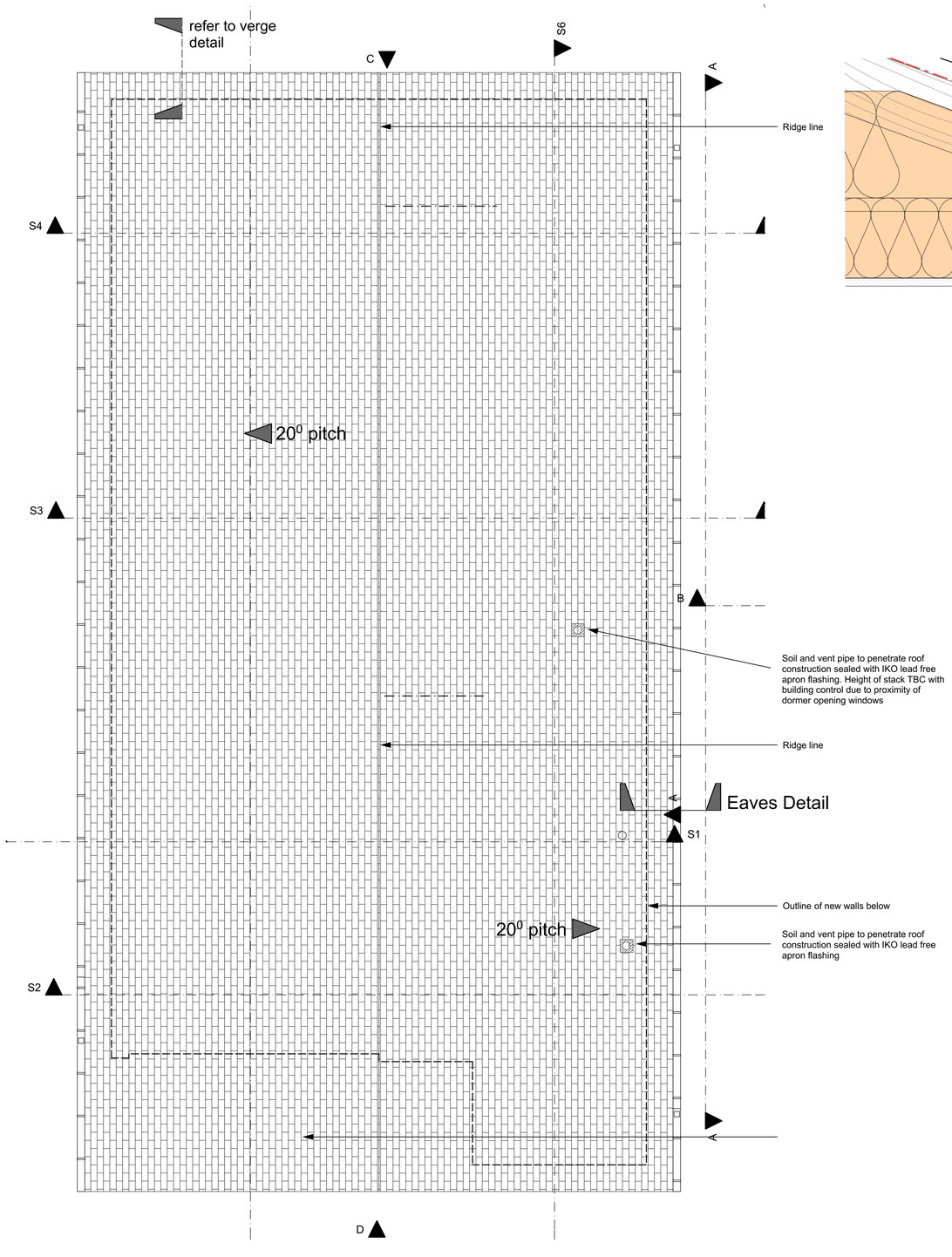

22 Roof Plan 1:50

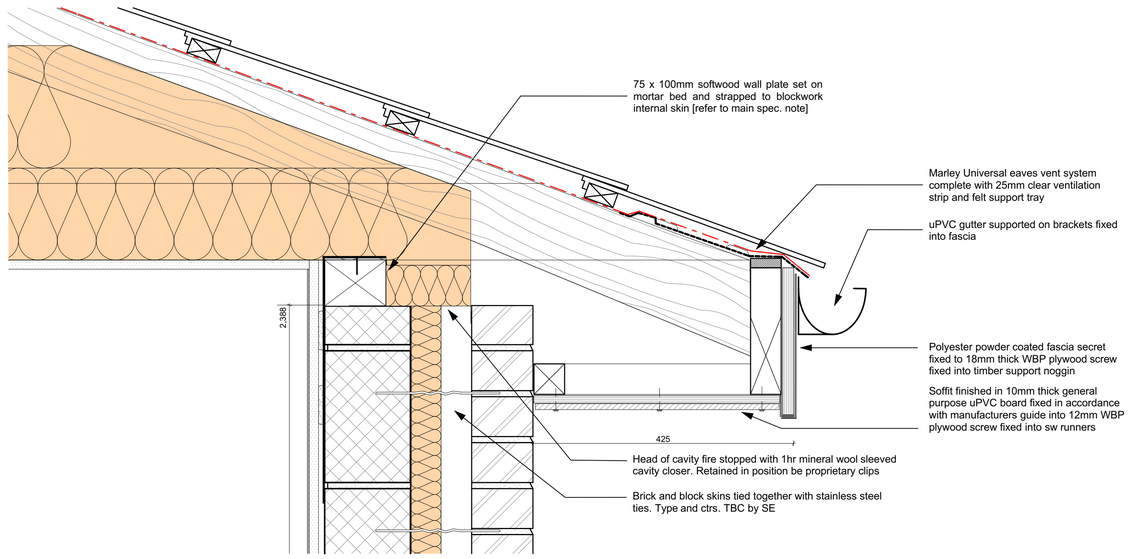

Eaves Detail 1 : 5

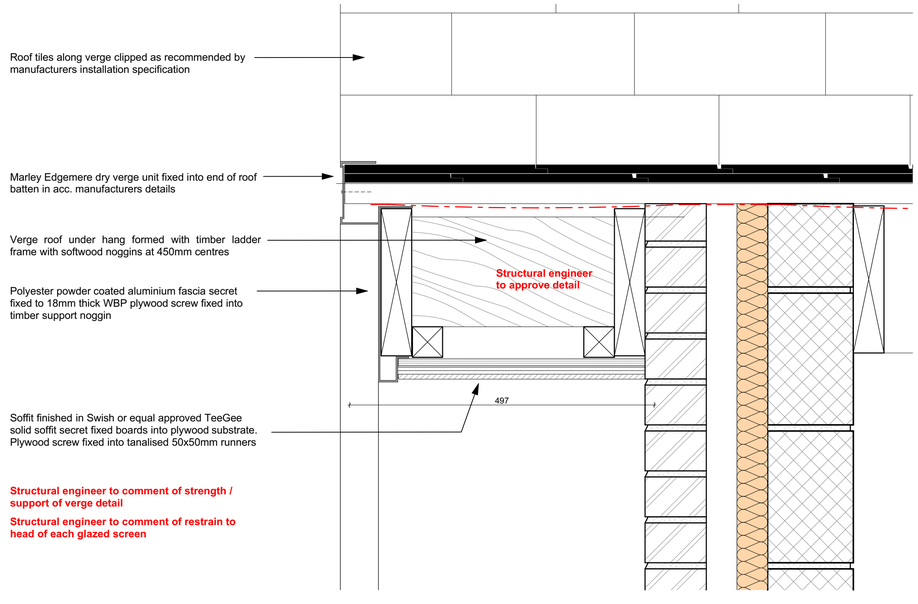

Verge Detail 1 : 5

ROOF CONSTRUCTION

ROOF FINISH TO BE MARLEY EDGEMERE OR SIMILAR INTERLOCKING CONCRETE TILE WITH DRY FIX RIDGE AND VERGE SYSTEM LAID ON 38 x 25MM TANALISED SOFTWOOD BATTENS SET AT APPROPRIATE GAUGE TO ACHIEVE 100MM LAP FIXED WITH NAILS OVER TYVEK BREATHABLE ROOFING MEMBRANE OR SIMILAR APPROVED OVER TANALISED SOFTWOOD TRUSSED RAFTERS BY SPECIALIST, TYVEK MEMBRANE TO ALSO ACT AS ROOFING MEMBRANE. INCLUDE FOR ONE LAYER 300MM WIDE SOLID PROPYLENE DPC STRIP AT EAVES FROM BOTTAM BATTEN DRESSED INTO GUTTER ALL LAID OVER RAFTERS. TRUSSED RAFTERS TO BE DESIGNED BY SPECIALIST AND TO BE IN ACCORDANCE WITH BS 5268 PART 3 SET AT RECOMMENDED CENTRES.

DESIGN & CALCULATIONS OF TRUSSED RAFTERS TO BE DISTRIBUTED TO BUILDING CONTROL FOR APPROVAL.

PROVIDE LATERAL RESTRAINT TO ROOF VIA CATNIC GALVANISED STRAPS RUNNING UP GABLE WALL INNER LEAF AT 1.2M CENTRES AND FIX TO FIRST 3 TRUSSES RUNNING PARALLEL TO GABLE WALLS AND INCORPORATE RAFTER TO WALL PACKING PIECE.

TO TOP INNER SKIN OF BLOCKWORK PROVIDE AND FIX 75X100MM S.W TANALISED TIMBER WALL PLATE WHICH IS TO BE FIXED TO BLOCKWORK USING 30X5MM THICK GALVANISED STEEL STRAPS 1000MM LONG SPACED AT 1500MM CTS.

INSULATION TO FLAT CEILING AREA TO BE KNAUF LOFTROLL 44 QUILT INSULATION WITH ONE LAYER OF 150MM THICK QUILT INSULATION BETWEEN TRUSSED RAFTERS AND ONE LAYER OF 200MM THICK QUILT INSULATION LAID IN OPPOSITE DIRECTIONS OVER THE TRUSSED RAFTERS AND FIRST LAYER.

15MM PLASTERBOARD AND SKIM TO UNDER SIDE OF TRUSSED RAFTERS WITH PAINTED FINISH TO APPROVAL.

OVERALL U VALUE = 0.13 W/M2 K.

RAIN WATER GOODS

INCLUDE FOR PROVIDING AND FIXING WAVIN BLACK PVC STORMLINE HALF ROUND GUTTERING WHICH IS TO BE CLIPPED TO FASCIA AS RECOMMENDED BY MANUFACTURER. ALL TO BE BLACK IN COLOUR. INCLUDE FOR STOP ENDS, RUNNING OUTLETS AND CORNER ANGLES OF GUTTERING WHERE REQUIRED. PROVIDE AND FIX NEW BLACK PVC DOWNPIPES FIXED WITH PROPRIETARY BRACKETS TO BRICKWORK AT CTRS. AS RECOMMENDED BY MANUFACTURER.

LOCATION / QUANTITY AND SIZE OF DOWNPIPES TBC BY MANUFACTURER

GULLIES TO BE HEPWORTH SUPERSLEVE 150X320mm SH3/2 BACK INLET GULLY COMPLETE WITH CAST IRON HINGED GRATE. GENERALLY ALL INSTALLED IN STRICT ACCORDANCE WITH THE MANUFACTURER'S RECOMMENDATIONS AND INSTRUCTIONS.

CDM 2015

AS MORE THAN 1 CONTRACTOR IS LIKELY TO WORK ON THIS PROJECT THE CLIENT WILL NEED TO APPOINT A PRINCIPAL DESIGNER. THE TENDERING CONTRACTOR IS TO REFER TO THE PRECONSTRUCTION INFORMATION WHEN TENDERING. THE SUCCESSFUL CONTRACTOR WILL BE APPOINTED AS PRINCIPAL CONTRACTOR UNDER CDM 2015 AND IS EXPECTED TO INCLUDE SUFFICIENT MONIES FOR ACTING AS PRINCIPAL CONTRACTOR AND FULFILLING HIS DUTIES UNDER CDM 2015

wood | goldstraw | yorath
ARCHITECTS QUANTITY SURVEYORS CDM CO-ORDINATORS
Churchill House, Regent Road, Stoke on Trent, ST1 3RH.
Tel: 01782 208000 Fax: 01782 208712 E-mail: info@woodgoldstraw.co.uk
www.woodgoldstraw.co.uk

Client.
Faber RC Primary School, Cotton

Project.
New Classroom & Dining Room

Scale 1:50, 1:5
Issue Date 02/11/2016
Sheet Size A1
Drawn

Title.
Roof Plan

Drawing Number 3142-10-23C / (Revision) C
Revison ID

CAD file path:
X:\1 A CAPPER'S TEAM\1 RC SCHOOL\COTTON - FABER RC\S\3142-10 FOUNDATION UNIT\03 DRAWINGS AND DOCS\TENDER 2\3142-10 VE MODEL.pln

Copyright. Wood Goldstraw Yorath LLP.
Contractors are to check all dimensions on site and refer any discrepancies to the Architects immediately. Do not scale from this drawing.