

Proposed Rear Elevation
1 : 50

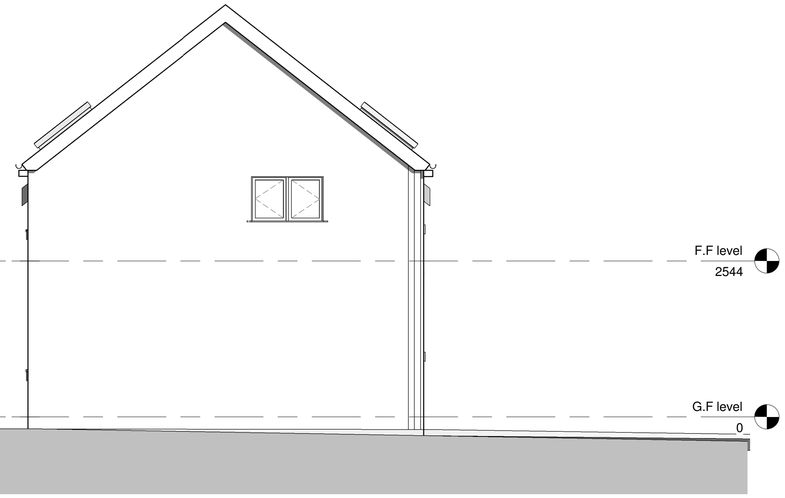

Proposed Side Elevation
1 : 50

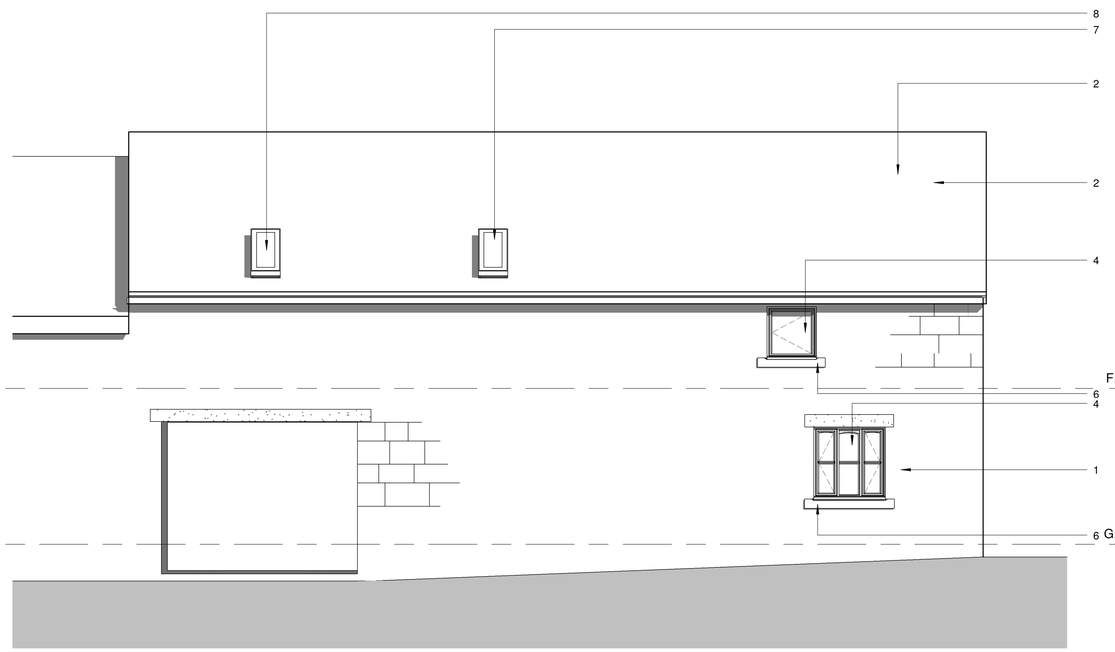

Proposed Front Elevation
1 : 50

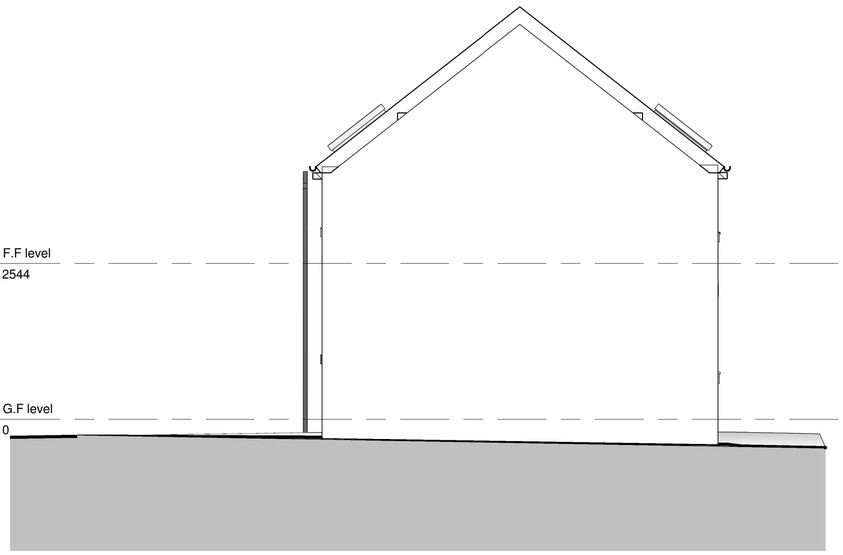

Proposed Side Elevation 2
1 : 50

all heights, sizes and dimensions should be checked on site by the contractor before any work is put in hand.

figured dimensions should be taken in preference to scaling and any errors or omissions reported to the architect at once

This drawing has been prepared in accordance with the CDM [Construction Design and Management] and all foreseeable design risks to those involved or affected by construction have been avoided wherever possible

Existing area at G.F Level = 53.6m²

Existing area at F.F Level = 53.6m²

TOTAL AREA =107.2m²

Existing materials/ finishes;

1; External Stone wall construction
2; Tiled roof/ black/blue colour
3; Black UPVC rainwater goods
4; White timber double glazed windows
5; White timber doors
6; Stone cills and lintels
7; Velux conservation material finishes

Proposed extension area at G.F Level =0m²

Proposed extension area at F.F Level = 21.66m²

TOTAL AREA = 21.66m²
Overall Area = 130m²

Proposed materials/ finishes;

8; Velux conservation style rooflights
9; White timber double glazed windows
10; Stone cills and lintels

Rev	Date	By	Detail

Drawing status
Planning

Client
Mr & Mrs Tellwright

Project/Location
Proposed Rear Extension
10 Castle Hill Road
Alton
Stoke-On-Trent
ST10 4AJ

SMYTHEMAN ARCHITECTURAL
12 High Street
Tean, Stoke-on-Trent
ST10 4DZ
United Kingdom
T +44 (0)1538 722097
F +44 (0)1538 722185
mail@smytheman.co.uk
www.smytheman.co.uk

Drawing title
Proposed Elevations

Scale(s)	Date	Drawn	Checked
1 : 50 @A1	05/08/16	Author	Checker

Revision
2989- 05