

South east elevation.

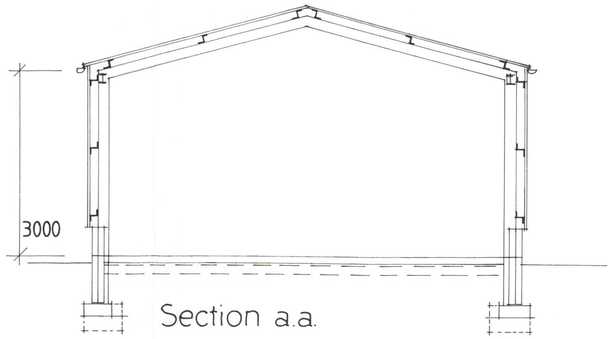

Section a.a.



North east elevation.



North west elevation.



South west elevation.

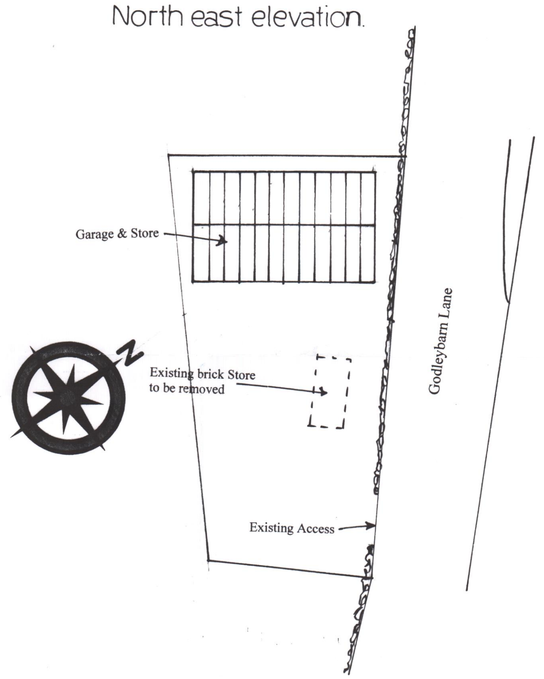

BLOCK PLAN



Ground floor plan.

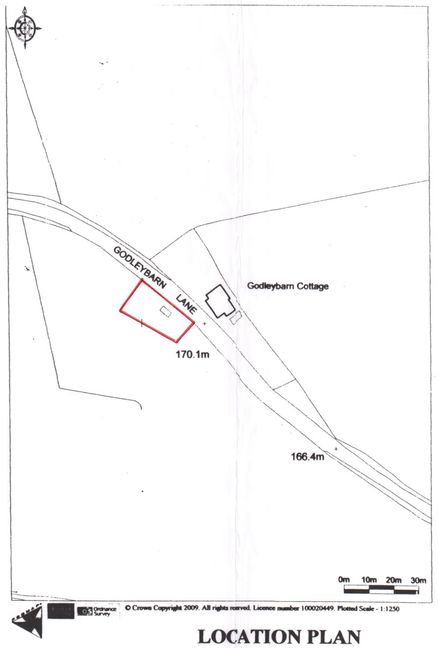

LOCATION PLAN

NOTES

Completely demolish existing brick store and remove all materials.

External cavity walls below sheeting to be constructed of inner skin of 100mm concrete blockwork, pointed flush pointed and external skin of facing bricks to approval of Planning Officer.

Structural steel frame to be designed by Specialist to comprise portal frames, gable posts, eaves beams, sheeting rails and purlins. Roof and side cladding to be in colour coated troughed sheeting all to approval of Planning Officer. Gutters and rainwater pipes to be in UPVC. Gutters to be 150mm half round gutters laid to 1 in 600 falls, with 100mm diameter rainwater pipes discharging into trapped gullies.

Supply and install galvanised roller shutter, polyester powder coating externally, with pre-galvanised steel sheet hood to enclose rear of shutter coil, side guides to be 2.5 thick galvanised steel attached to full height galvanised steel support angles.

All drainage works to be in 100mm Hepworth's 'PlastiDrain' to 1 in 40 falls, bedded on and surrounded with pea gravel. Storm drainage gullies to be trapped and fitted with galvanized grating. Storm drainage to run to soakaway 1200 x 1200 x 1800mm below incoming invert, and to be filled to within 300mm of surface with clean limestone, covered with 1200-gauge polythene sheeting and topsoil. Soakaway to be sited a minimum of 5 metres from building. A percolation test is to be undertaken to determine that the size of the soakaway is adequate.

Site to be left clean and tidy on completion and any damage to adjoining areas to be made good. All works to be carried out in strict accordance with all relevant BS Codes of Practice, good building practice and all relevant Health & Safety Legislation. All dimensions and levels to be checked on site.

MR. R. WHEAT

DATE **July 16**

PROPOSED GARAGE & STORE
AT
GODLEYBARN COTTAGE,
GODLEYBARN LANE,
DILHORNE,
STOKE-ON-TRENT,
STAFFS. ST10 2PY

SCALES:	
PLANS	1:50
SECTION	1:50
ELEVATIONS	1:50
BLOCK PLAN	1:200
LOCATION PLAN	1:1250

DRAWN BY:
MALCOLM SALES
QUANTITY SURVEYORS, DESIGNERS & BUILDING COST CONSULTANTS
CHURCHILL SUITE,
LULWORTH HOUSE,
51, HIGH STREET,
CHEADLE, STOKE-ON-TRENT,
STAFFS. ST10 1AR
TEL: 01538 757233
MOB: 07889 225437
E-MAIL Malcolm.Sales@salesqs.co.uk

AS PROPOSED

FOR PLANNING APPLICATION

DRAWING NR. 1604/09/01