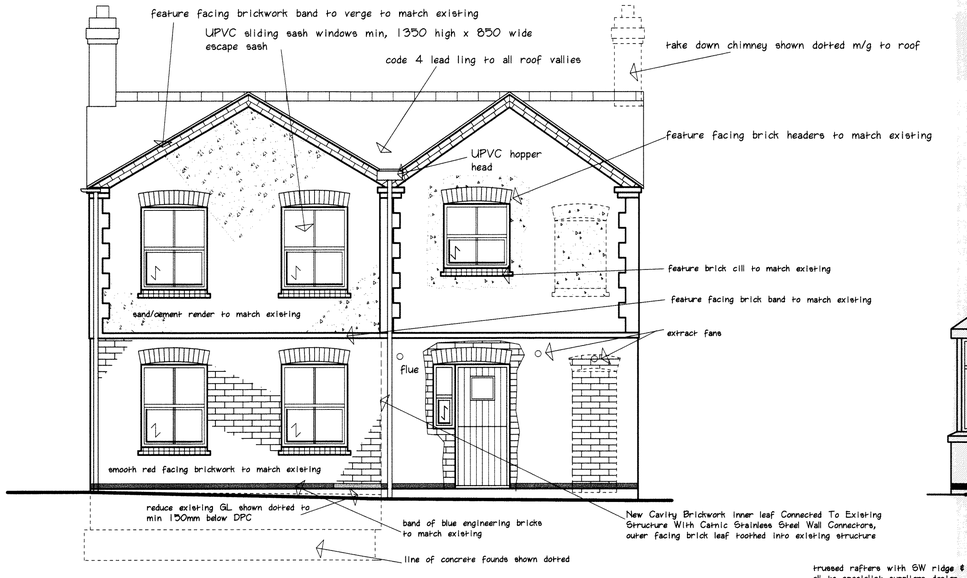

REAR ELEVATION.

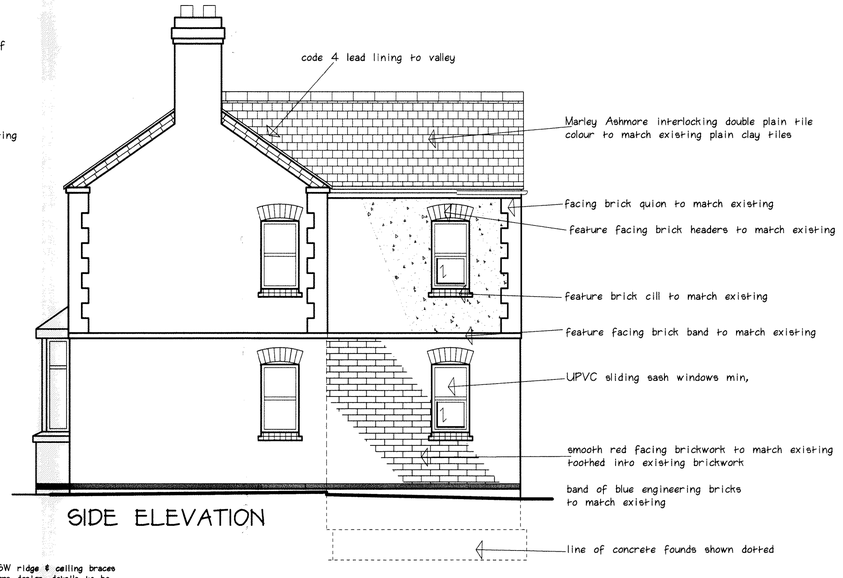

SIDE ELEVATION

Roof Construction: Marley Ashmore Interlocking Tiles On 38x25 SW Battens On Breathable Under Lay On Trussed Rafters To CP 112 & BS5268, Trusses To Be At 450mm Crs, Be Clad Under Side With 12.5mm Plaster Board With Skim Finish, 100mm Crown Earthwool Insulation Between Trusses & 200mm Crown Earthwool Laid Across Top Of Trusses.

Intermediate Floor Construction: Reduc 17 On 18mm Flooring Grade Chipboard With 100mm Soundelal Laid Inbetween 220X75 SW Joists At 400mm Crs, Clad Under Side With 2 Layers 12.5mm Plaster Board With Skim Finish & Staggered Joints. Floor Joists Exceeding 2.5m Span To Have A Row Of Cairnic Herringbone Strutts At Midspan, Joists Spanning Over 4.5m To Have 2 Rows Of Cairnic Herringbone Strutts At 1/3rd Span. Double Joists To Be Bolted Together Under Partitions Where They Are Parralel.

300 Cavity Blockwork Construction: 100mm Thermolite Shield Blockwork Inner Skin, 100mm Cavity Filled With 100mm Crown Dritherm 32 Ultimate Cavity Insulation,100mm Thermolit Shield Blockwork Outer Skin, 5 Stainless Steel Ties Per Sq. M. Spaced At 750mm Horizontally And 450mm Crs. Vertically Closing To 225mm At Reveals, Ties To Be To DD140-2. Internal Finish To Be 13mm Plasterboard On Plaster Dabs with A 13mm Air Gap & Plaster Finish, External Finish To Be 2 Coats Sand/Cement Render With Water Additive "U" Value Of 0.27 W/m2K Achieved.

302 Cavity Brickwork Construction: 100mm Thermolite Shield Blockwork Inner Skin, 100mm Cavity Filled With 100mm Crown Dritherm 32 Ultimate Cavity Insulation,102mm Facing Brick Outer Skin, 5 Stainless Steel Ties Per Sq. M. Spaced At 750mm Horizontally And 450mm Crs. Vertically Closing To 225mm At Reveals, Ties To Be To DD140-2. Internal Finish To Be 13mm Plasterboard On Plaster Dabs with A 13mm Air Gap & Plaster Finish, "U" Value Of 0.27 W/m2K Achieved.

GROUND FLOOR PLAN

regulation j - a notice plate is required which gives essential information for the correct application and use of the flue or chimney. the notice should convey the following information:
1. the location of the hearth, fireplace (or flue box) or the location of the begining of the flue.
2. the category of the flue and generic types of appliances that can be safely accommodated.
3. the type and size of flue/or its liner if it has been relined) and the manufacturers name.
4. the installation date.
notice to be robust, indelibly marked and securley fixed in an unobstrusive place, ist next to the electric cosumer unit.

C Indicates The Position Of The Carbon Monoxide Alarm To Be Installed Conforming To BS EN50291: 2001 Powered By A "Lifetime" Battery Including A Warning Device To Alert The Users On The Expiry Of The Working Life Of The Battery.

Log Burning Stove Will Have A Hearth Conforming With Part "J" Of The Building Regulations, A Installation & Commisioning Certificate From A Heatas Engineer Must Be Provided For The Building Inspector On Completion.

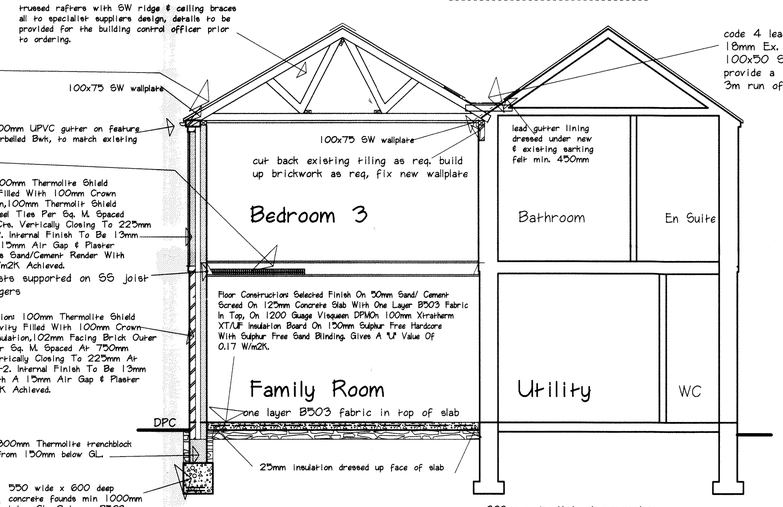

TYPICAL SECTION.

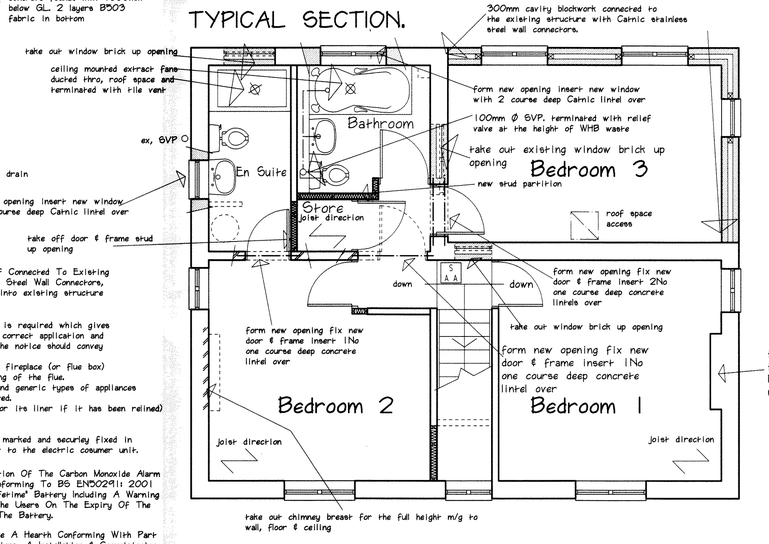

FIRST FLOOR PLAN

flexible stainless steel liner to existing flue encased in loose fill Vermiculite with liner taken up to top of pot (sealing ring req. to bottom of Vermiculite)

Revision "A" - Drawing updated prior to resubmitting planning application 01/08/2016.

General Notes

All New Structural Timber Ii To Be M. S. G.

Glazing Below 800mm & Within 300mm Of Doors Is To Be Breakeafe Glass To Comply With B. S. 6206 1981 Clause 5.3

New Drains Are To Be 110mm Dia Marley U.P.V.C. Pipes Laid On 150mm Gravel Bed With Flexible Joints Min Fall 1 In 80 To Foul Water System And 1 In 100 To Storm Water System. One Course Deep Concrete Bridging Linrels Are To Be Inserted Where Drains Pass Through Cavity & Solid Brickwork. (160mm Dia Drains To Be Laid To A Fall Of 1 In 100).

Door & Window Openings Are To Have Cairnic Linrels Over. Up To 1800mm Openings 2 Course Deep Over 1800mm Openings 3 Course Deep.

New Windows Are To Be U.P.V.C. Framed Be Fitted With Double Glazed Units Get In Weather Strips To Prevent Cold Air Infiltrration. Frames To Be Fitted With Night Vents To Provide Min 8000sq Mm Area Of Trickle Ventilation, Be Fitted By A Member Of FENSA Completion Certificate To Be Provided On Completion Indicating Max "U" Value Achieved 1.2 W/M2k. Nbr Windows With A Cill Height Of Less Than 800mm Are To Have A Restrictor Stay Fitted To Prevent Opening Of More Than 100mm Unless In An Emergency. External Doors To Have A Max. "U" Value Of 1.8 W/M2k.
Mastic Pointing Is Req. To All External Door & Windows.

Trusses & Floor Joists Are To Be Strapped Down To The Blockwork With Galvanised Metal Straps At Max. 1200mm Centres.

Walls Are To Be Strapped To The Floors & Ceilings With Cairnic Grainless Steel Straps 30x2mm, Straps To Have Min. 150 Turn Down & Be Screwed To A Min. Of 3No Joists Or Rafres, Vertical Restraint To Be Provided At Eaves & Verge Levels Every 1800mm.

Hearing Is To Be Controlled By Thermostats, Radiators Are To Be Fitted With Thermostatically Controlled Valves.

Thermal Bridging : Cairnic Linrels Are To Have Built In D.P.C.'S & Be Fully Insulated. Jambs & Cills To All Openings Are To Have Cavities Closed With Blockwork With 25mm Styrofoam I. B. Insulation Board Under & To Window Reveals.

All Outside Lights Are To Be Activated By Sensor & Be Fitted With Energy Saving PL Or 2d Lamps.

All Electrical Work To Comply With Part "P" Of The Building Regulations, Must Be Designed, Installed, Inspected And Tested By A Competent Person. On Completion Of Works An Appropriate Certificate In Compliance With BS7671 Is To Be Completed & Issued To The Owner & The Local Authority By The Installer Or A Person Competent To Do So.

All New Light Fittings Are To Be Fitted With Energy Saving PL Or 2D Lamps. Recessed Fittings Are To Be LED Type.

Fire Alarm To Be Mains Fed & Interlinked With Battery Backup In Accordance With BS 5839 pt. 6.

H A A Indicates Heat Detector Mains Fed To BS 5446 Part 1 Detection Alarms

S A A Indicates Smoke Alarm Mains Fed To BS 5446 Part 1 Detection Alarms

Electrical Sockets Are To Be No Lower Than 450mm Above FFL.

Electrical Light Switches Are To Be Positioned No Higher Than 1200mm Above FFL.

Mechanical Extraction Is To Be Provided By Electrically Operated Fans To Provide The Following:
Kitchen 30 Litres Per, Sec, Via Cooker Hood.
Utility 60 Litres Per, Sec,
Bathroom & WC 15 Litres Per. Sec Operated By Light Switch With 15 Min. Over Run.

Inspection Chambers Are To Be Marley 450mm Ø With Concrete Base & Benchings Chamber To Be Encased In 150mm Concrete, Class "B" Frame & Cover To Be Supported On Concrete Surrounding The Chamber.

Brickwork Is To Be In Accordance With The Engineers Details & Be Encased In 2 Layers 13mm Gypsum Fireline Boards With Skim Finish & Staggered Joints. Steel Beams To Be Carried On Concrete Padstones Min. 100w X 440 Long X 3 Course Deep.

New Gas Fired Condensing Wall Mounted Combi Boiler With A Min, Sedbuk Efficiency Rating Of 90% Boiler To Have Balanced Flue & Guard,

Gas Electric & Water Mains & Meters To Be Repositioned All Work To Be Carried Out By Specialist Utilities Companies,

All Dimensions Are To Be Checked On Site Prior To Ordering Or Manufacturing Items.

The Owner Of The Dwelling Shall Be Provided With All The Details Relating To The Electrical & Mechanical Installations To Enable Servicing & Replacing Of Any Parts Not To Decrease The Energy Efficiency Of The Building, Also It Should Explain How To Make Adjustments To Timing & Temperature Control Settings.

W. H. Bs, Showers, bath &Sink Units Are To Have 38mm Dia U.P.V.C. Wastes With Deep Seal Traps.

There Must Be A Suitable Installation For The Provision Of Heated Wholesome Water To All WtBS, Bidets, Baths, Showers & Kitchen Sinks. The Hot Water Supply To The Fixed Baths Must Be So Designed And Installed As To Incorporate Measures To Ensure The Temperature Of The Water Delivered To The Baths Does Not Exceed 48°C.

It Is The Property Owners Responsibility To Contract The Relevant Utility Companies In Reguard To Services Affected By The Proposals. Note Gas Services Cannot Remain Under The Footprint Of The Building.

Central Heating & Hot Water Installation To Be Carried Out By A Person Registered By GAS SAFE. This Person Must Issue A Certificate To The Owner & Building Control Confirming The Work Complies With All The Applicable Building Regulation Requirements Within 30 Days Of The Completion Of The Work.

REVISIONS:

All dimensions to be checked on site. Do not scale drawing. This drawing and design and all infomation contained therein is the sole copyright of Stone Architectural Services Ltd. Reproduction is strictly forbidden without written consent.

Stone Architectural Services Ltd.
Chartered Architectural Technologist.

Project
JOHN MILNER,
397 CHEADLE ROAD, CHEDDLETON,
STAFFS, ST13 7BH.

Drawing Title
PROPOSED TWO STOREY REAR EXTENSION PROVIDING FAMILY ROOM WITH BEDROOM OVER.

Scale.	Date	Drg. No.
1:50	Jan. 2013.	09/99/02. "A"

72 Bank Side, Stone,
Staffordshire, ST15 0HP.
Tele : 01785 501015.