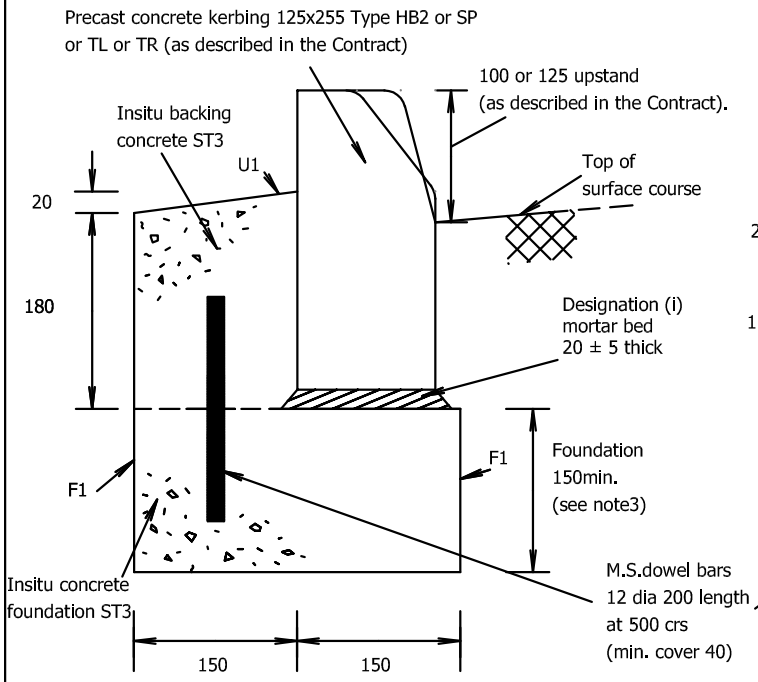

DIAGRAM 1 - KERB TYPE K1, K2, T1 OR T2 CONSTRUCTION

(NORMAL CARRIAGEWAY EDGE)
(CONSTRUCTION USING MORTAR BED ON NEW CONCRETE FOUNDATION ADJACENT TO FLEXIBLE/COMPOSITE PAVEMENT CONSTRUCTION)

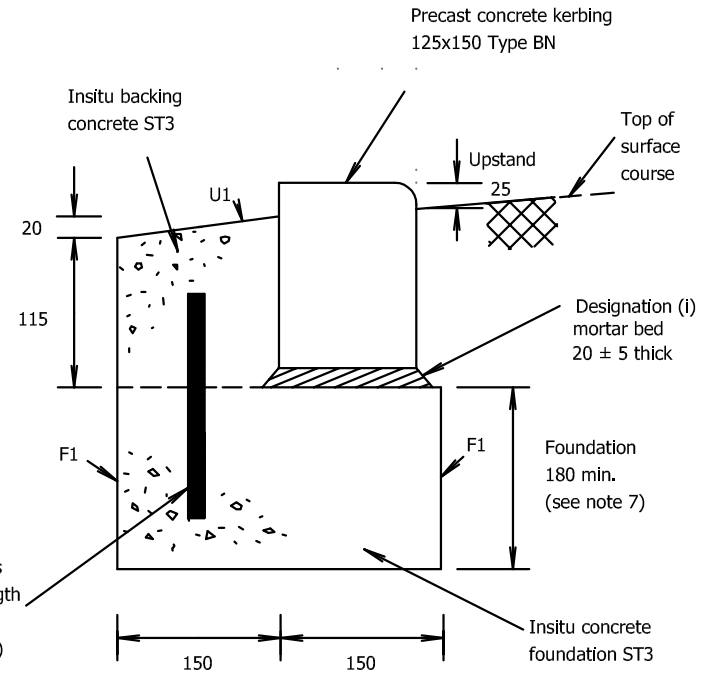

DIAGRAM 2 - KERB TYPE K3 CONSTRUCTION

(CARRIAGEWAY EDGE PERMITTING VEHICLE OVERRUN)
(CONSTRUCTION USING MORTAR BED ON NEW CONCRETE FOUNDATION ADJACENT TO FLEXIBLE/COMPOSITE PAVEMENT CONSTRUCTION)

DIAGRAM 3 - As diagram 2 but kerb up-stand 0 to 6 max.

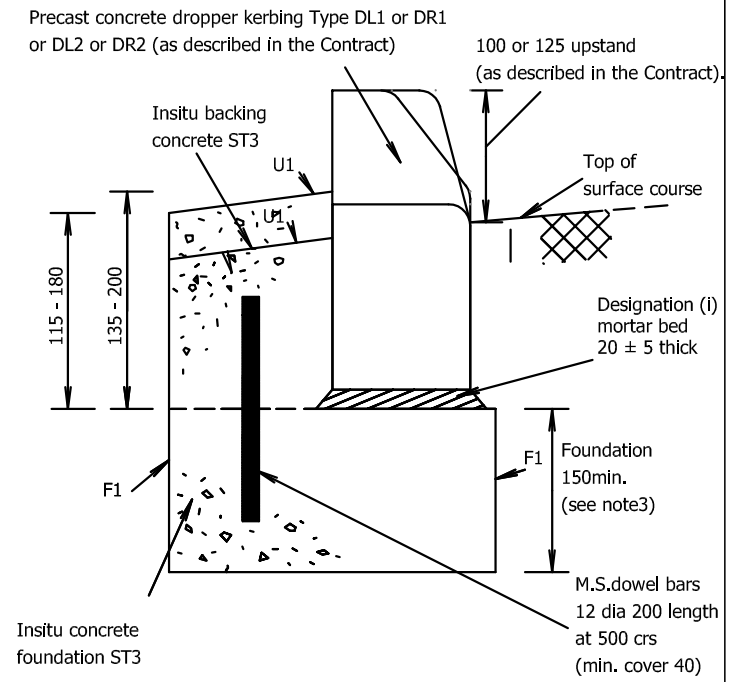

DIAGRAM 4 - KERB TYPE T3, T4, T5 OR T6 CONSTRUCTION

(NORMAL CARRIAGEWAY EDGE)
(CONSTRUCTION USING MORTAR BED ON NEW CONCRETE FOUNDATION ADJACENT TO FLEXIBLE/COMPOSITE PAVEMENT CONSTRUCTION)

NOTES

1. ALL DIMENSIONS ARE IN MILLIMETRES.
2. Where Kerbing is to be laid to a radius of 12m or less, then radius kerbs shall be used to radii shown in BSEN 1340.
3. (i) When depth from top of foundation concrete to top surface of sub-base material is 150mm or more, the foundation concrete shall extend to the whole of this depth.
   (ii) When depth from top of foundation concrete to top surface of sub-base material is less than 150mm , the foundation concrete shall be 150mm thick and the sub-base material shall be excavated to obtain the foundation dimensions.
4. Foundation and backing concrete dimensions may locally vary at gully, duct marker slab, and dropper kerb positions.
5. Expansion and contraction joints, drainage holes or pipes through concrete are as described in Appendix 11/1.
6. The location of quadrants, dropper kerbs and other special units are as shown on the Drawings, and shall be considered part of the predominant adjoining kerb "type" for measurement purposes.
7. As note 3, but for 150 read 180.
8. Thickness and extent of sub-base under kerb foundations is as shown to the outlines stated in the Contract.
9. Kerbs shall be manufactured by a wet press process and shall comply with BSEN 1340.

Drawing No.	11.01C
Issue Date	MAY. 2014
Series	KERBING FOOTWAYS AND PAVED AREAS
Title	Precast Concrete Kerbing Carriageway Edge Applications - 1

© SCC MCHW

Staffordshire County Council

THE BUILT COUNTY
(COMMUNITY INFRASTRUCTURE)
FLOOR 3, STAFFORDSHIRE PLACE 1B,
STAFFORD.
ST16 2LP.

HIGHWAY WORKS DETAILS