

south east elevation.



north east elevation.



section a. a.

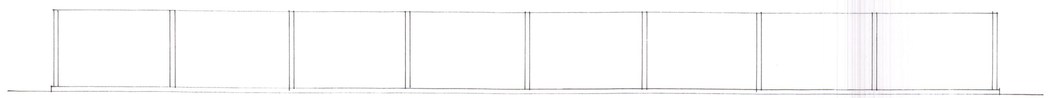

north west elevation.



south west elevation.

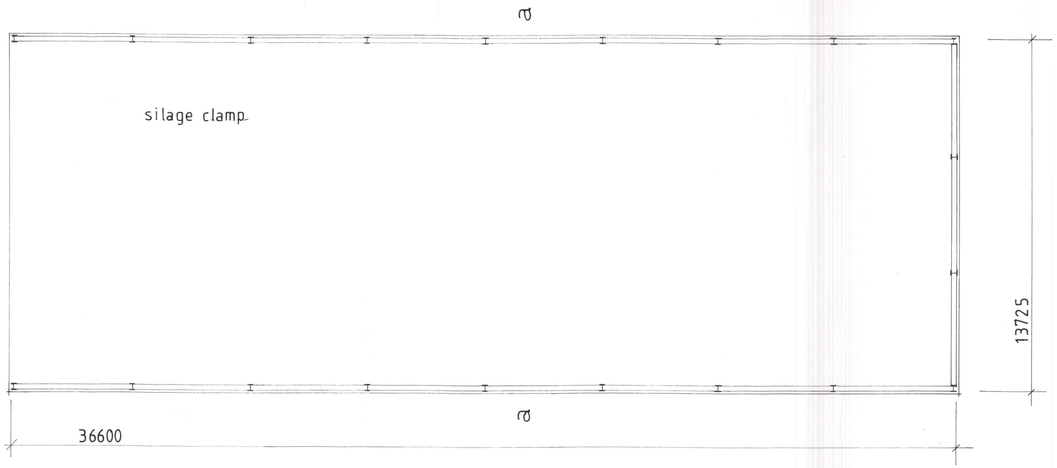

ground floor plan.

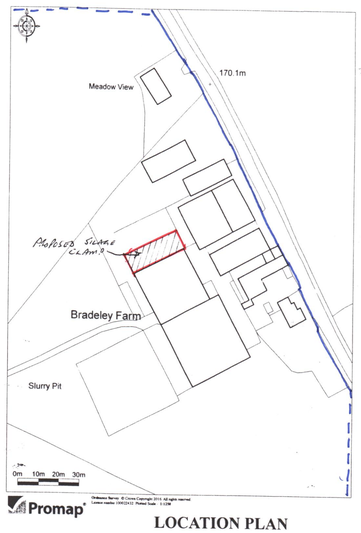

LOCATION PLAN

NOTES

Silage Clamp to be constructed of concrete base slab, universal steel columns with concree bases and concrete panel walls in slotted into steel sections.

Site to be left clean and tidy on completion and any damage to adjoining areas to be made good. All works to be carried out in strict accordance with all relevant BS Codes of Practice, good building practice and all relevant Health & Safety Legislation. All dimensions and levels to be checked on site.

WHEAT BROTHERS

DATE **July 16**

PROPOSED SILAGE CLAMP
AT
BRADELEY FARM,
ADDERLEY,
CHEADLE,
STOKE-ON-TRENT,
STAFFS. ST10 2MJ

SCALES:	
PLAN	1:100
SECTION	1:100
ELEVATIONS	1:100
LOCATION PLAN	1:1250

DRAWN BY:
MALCOLM SALES
QUANTITY SURVEYORS, DESIGNERS & BUILDING COST CONSULTANTS
CHURCHILL SUITE,
LULWORTH HOUSE,
51, HIGH STREET,
CHEADLE, STOKE-ON-TRENT,
TEL: 01538 757233
STAFFS. ST10 1AR
MOB: 07889 225437
E-MAIL Malcolm.Sales@salesqs.co.uk

AS PROPOSED

ENQUIRY IF SCHEME NEEDS PLANNING APPLICATION

DRAWING NR. 1604/08/04