All heights, sizes and dimensions should be checked on site by the contractor before any work is put in hand.

Figured dimensions should be taken in preference to scaling and any errors or omissions reported to the architect at once

This crawing has been prepared in accordance with the CDM (Construction Design and Management) and all foreseeable design risks to those involved or affected by construction have been avoided wherever possible

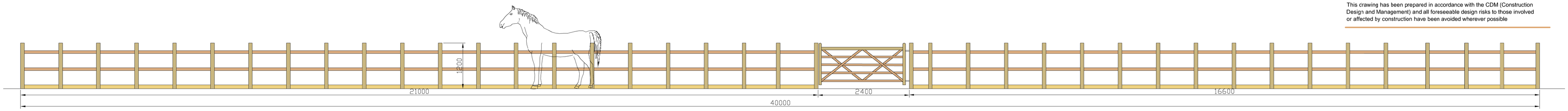


**Proposed Manege Front Elevation (Scale 1:50 @ A1)**

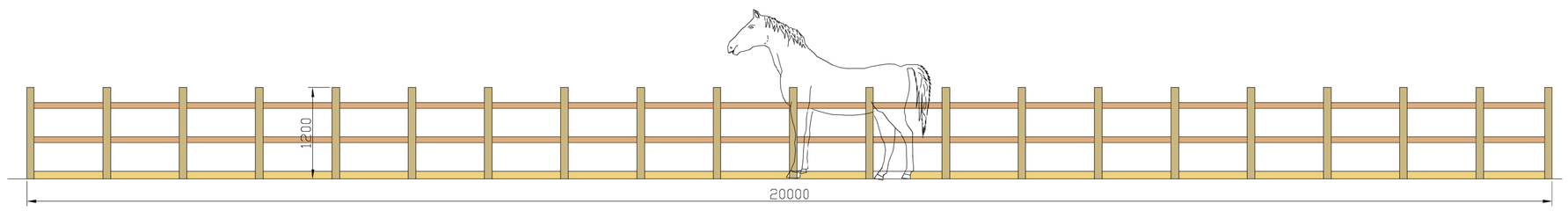


**Proposed Manege Side Elevation (Scale 1:50 @ A1)**

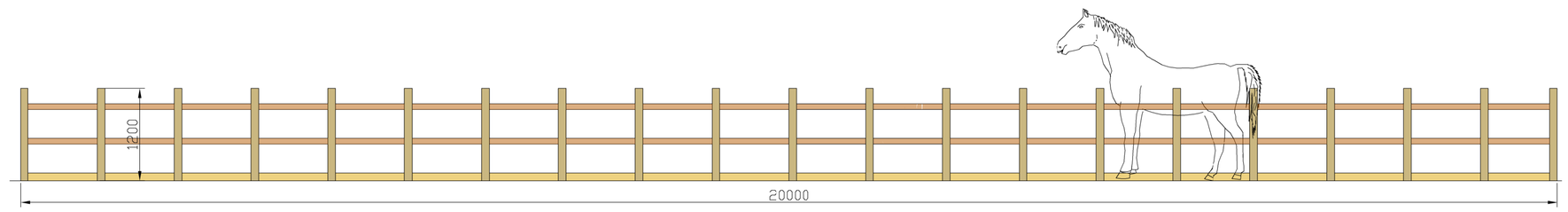


**Proposed Manege Side Elevation (Scale 1:50 @ A1)**

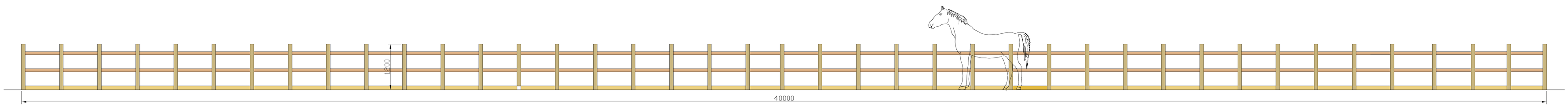


**Proposed Manege Rear Elevation (Scale 1:50 @ A1)**

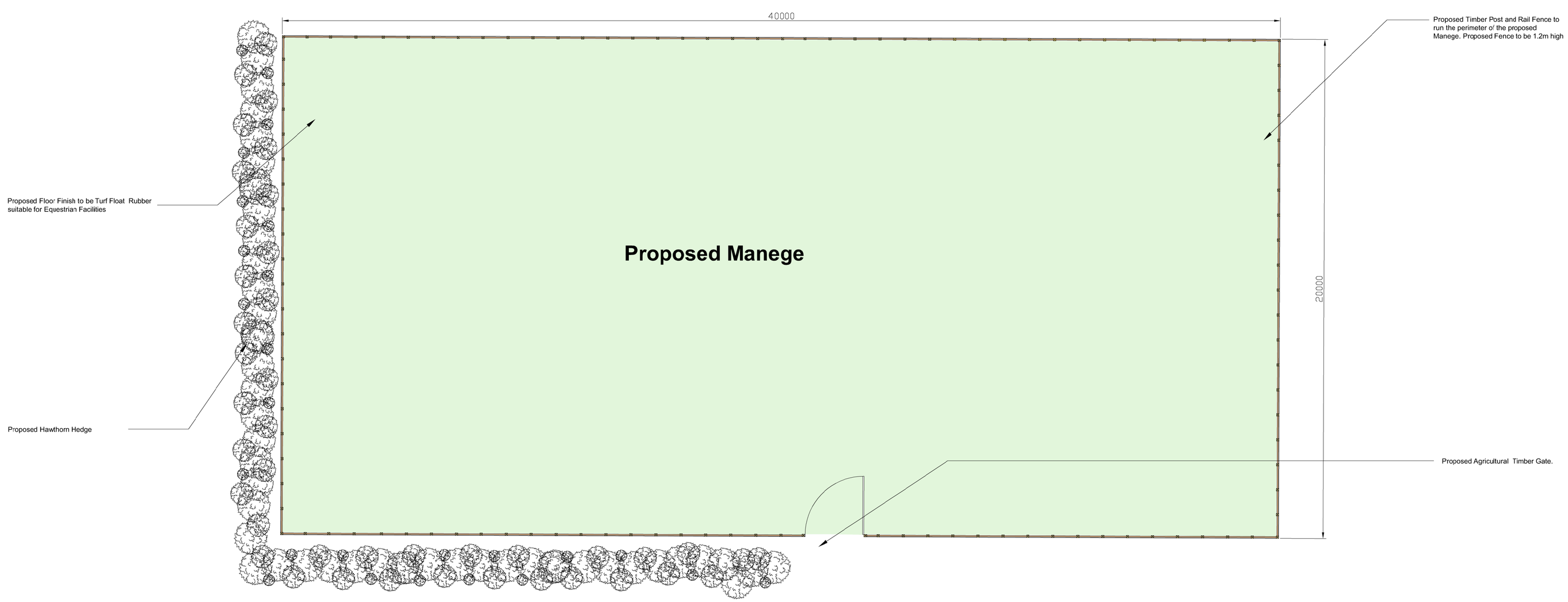


**Proposed Manege Floor Plan(Scale 1:100 @ A1)**

Rev Date By Detail

Drawing status

PLANNING APPLICATION

Client

MRS D. HART

Project/Location

**PROPOSED NEW EQUESTRIAN MANEGE**

Location:

**HUNTLEY HALL,HUNTLEY LANE, CHEADLE, STOKE ON TRENT, ST10 1UA**

SMYTHEMAN ARCHITECTURAL

12 High Street
Tean, Stoke-on-Trent
ST10 4DZ
United Kingdom

T +44 (0)1538 722097
F +44 (0)1538 722185
mail@smytheman.co.uk
www.smytheman.co.uk

Drawing title

PROPOSED PLAN & ELEVATIONS

| Scale(s) | Date | Drawn | Checked |
|---|---|---|---|
| AS SPECIFIED A1 | 13/06/16 | JK | SS |

Drawing number

2995.03

Revision