DIMENSIONS IN MILLIMETRES UNLESS STATED OTHERWISE | DO NOT SCALE

Drg. No. CM03 GFP 01 A

EXISTING F.W.M.H

EXISTING F.W.DRAIN

new 100 dia earthenware drain pipe laid to a fall 1 in 40 bedded and surounded with approved graular fill and connecting to existing foul water m.h,with tumbler connector

double sliding patio doors details to be supplied by manufactureres

B

+ 33.066

GARAGE STORE ROOM

existing 100 dia earthenware drain pipe to be exposed and bedded and surounded with 150 mm concrete (1:2:4 mix)

100 soil waste & vent stack with access point boxed in all round

DINING AREA

7 6 5 4 3 2 1

8 9 10 11 12 13 14

HALL

GARAGE STORE ROOM

Structural stability of existing solid stonework wall to be deturmined by structural engineer and reinforced as recommended

A

6760

+ 33.249

ENTRANCE

LIVING ROOM

A

5050

KITCHEN

+ 33.249

GARAGE STORE ROOM

B

1200

+ 32.53

75 R.W.P TO CONNECT TO EXISTING R.W. GULLY

PROPOSED GROUND FLOOR PLAN

Project: Proposed Two Storey Extension	Date: April 2016	TechniCAD Design Services — 37 Park Road Nantwich, Cheshire CW5 7AG, Telephone 0270 628373, E-Mail technicad37@tiscali.co.uk
Title: Proposed Ground Floor Plan	Drawn:	
Location: Christopher Moss, The Firs, The Hollows, Caverswall, Staffordshire Moorlands ST11 9EE	Scale: 1:50	Drg. No. CM03 GFP 01 A — Revision

DIMENSIONS IN MILLIMETRES UNLESS STATED OTHERWISE | DO NOT SCALE

Drg. No. CM03 SAA 01 A

NOTE:

Background ventilation to be provided to non-habilable rooms at a rate of 5000 mm

All openings in the cavity wall to be closed with a damp proof course

All openings in the building are to be fitted with draft excluders.

The building is to be in a air tight manner.

Thermostatic Radiator valves (TRV's) are to be fitted to all new radiators

Energyefficient lighting to be provided one number for every 25m2 of new floor area or one per four fixed light fittings (wichever the great)

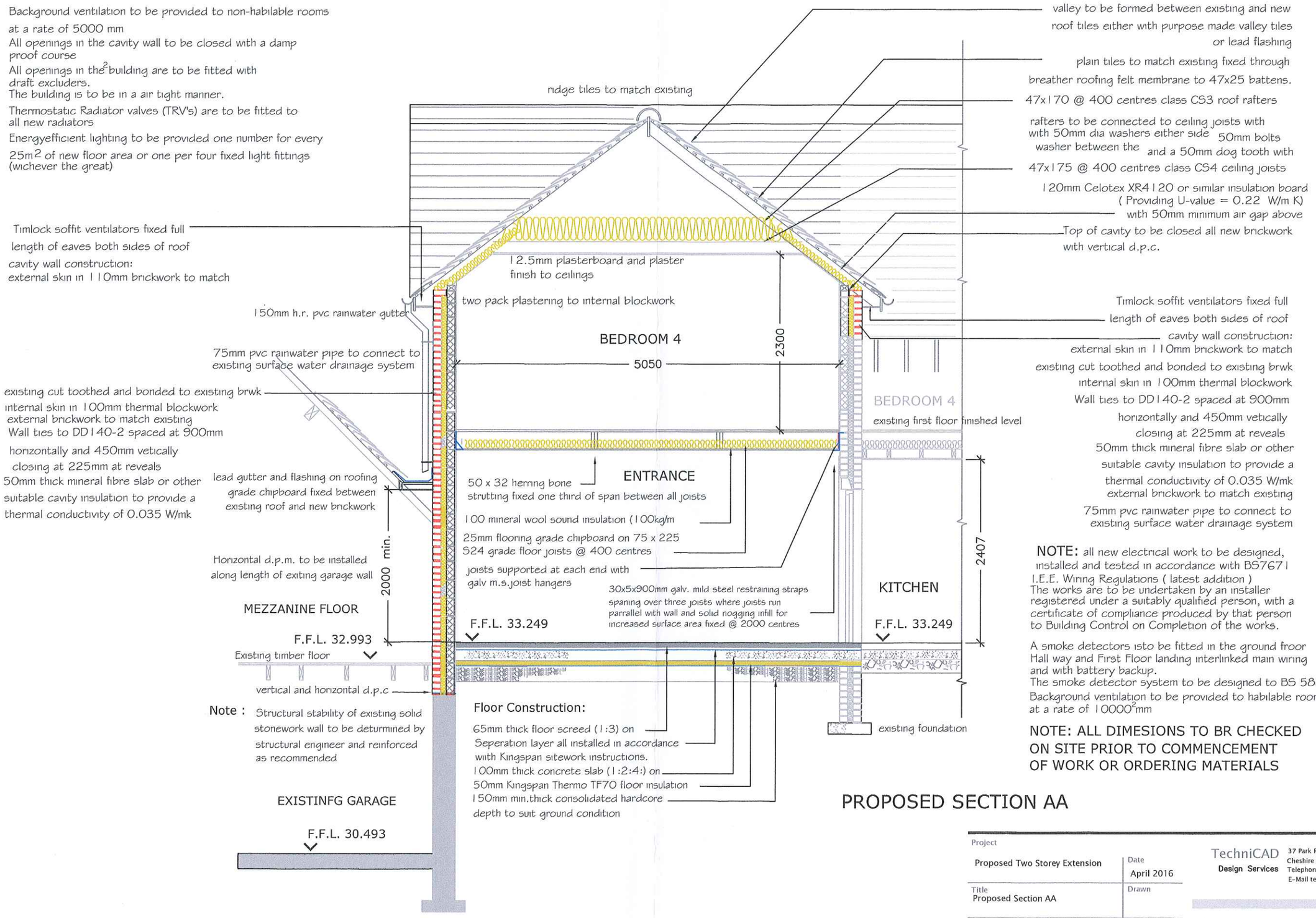

NOTE: all new electrical work to be designed, installed and tested in accordance with BS7671 I.E.E. Wiring Regulations (latest addition)
The works are to be undertaken by an installer registered under a suitably qualified person, with a certificate of compliance produced by that person to Building Control on Completion of the works.

A smoke detectors isto be fitted in the ground froor Hall way and First Floor landing interlinked main wiring and with battery backup.
The smoke detector system to be designed to BS 5839 part 6
Background ventilation to be provided to habilable rooms at a rate of 10000^{2}mm

NOTE: ALL DIMESIONS TO BR CHECKED ON SITE PRIOR TO COMMENCEMENT OF WORK OR ORDERING MATERIALS

PROPOSED SECTION AA

Project: Proposed Two Storey Extension	Date: April 2016
Title: Proposed Section AA	Drawn:
Location: Christopher Moss, The Firs, The Hollows, Caverswall, Staffordshire Moorlands ST11 9EE	Scale: 1:50

TechniCAD Design Services
37 Park Road Nantwich
Cheshire CW5 7AG
Telephone 0270 628373
E-Mail technicad37@tiscali.co.uk

Drg. No. CM03 SAA 01 A Revision

DIMENSIONS IN MILLIMETRES UNLESS STATED OTHERWISE | DO NOT SCALE

Drg. No. CM03 PE 01 A

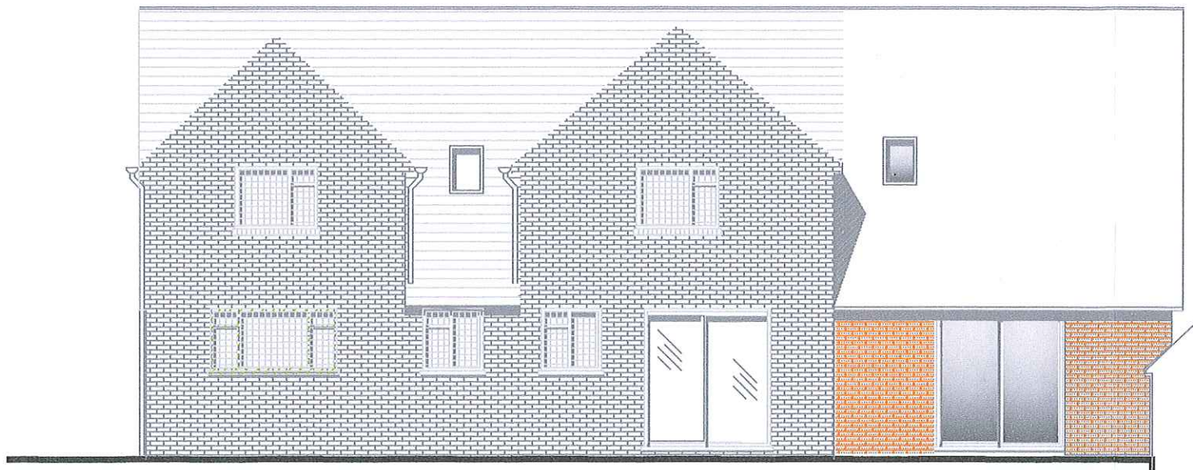

PROPOSED NORTH ELEVATION

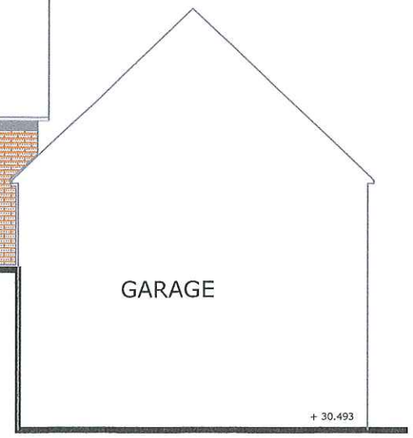

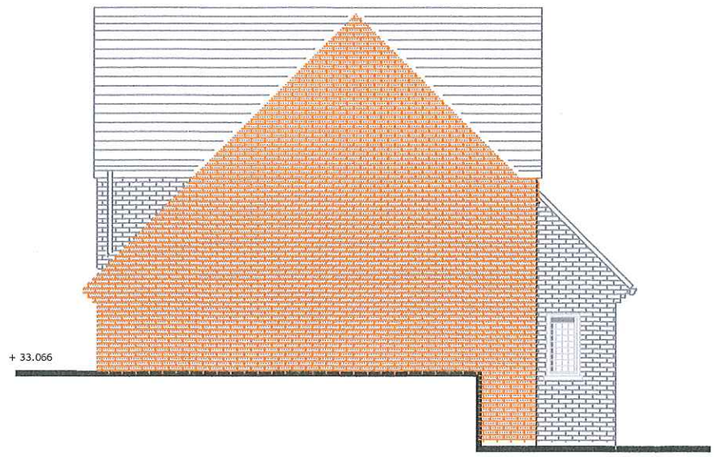

PROPOSED EAST ELEVATION



PROPOSED NORTH ELEVATION

Project: Proposed Extension to Bedroom	Date: April 2016	TechniCAD Design Services 37 Park Road Nantwich Cheshire CW5 7AG Telephone 0270 628373 E-Mail technicad37@tiscali.co.uk
Title: Proposed Elevations	Drawn:	
Location: Christopher Moss The Firs, The Hollows, Caverswall, Staffordshire Moorlands ST11 9EE	Scale: 1:100	Drg. No. CM03 PE 01 A Revision A

DIMENSIONS IN MILLIMETRES UNLESS STATED OTHERWISE | DO NOT SCALE

Drg. No. CM03 EEP 01 A

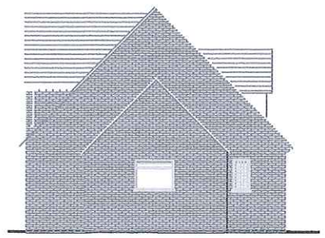

EXISTING EAST ELEVATION
SCALE: 1:200



EXISTING SOUTH ELEVATION



EXISTING NORTH ELEVATION

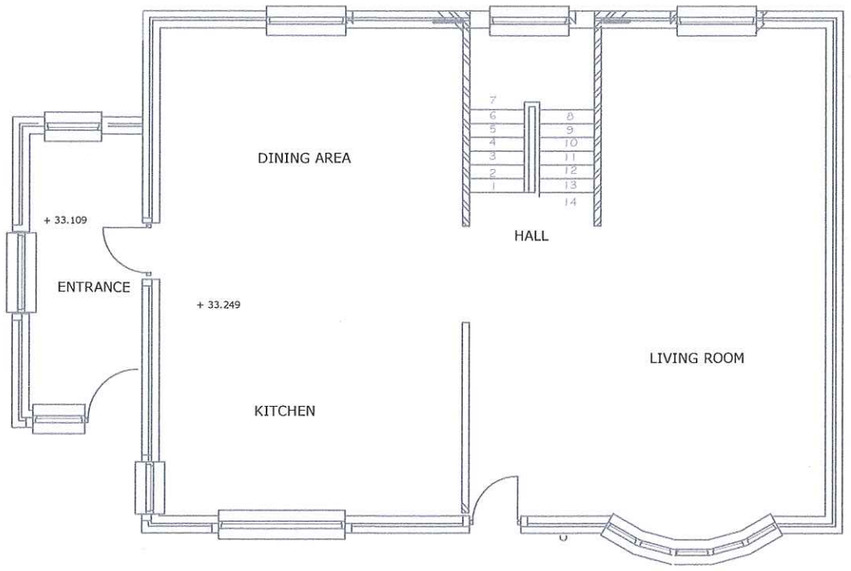

EXISTING GROUND FLOOR PLAN

SCALE: 1:100

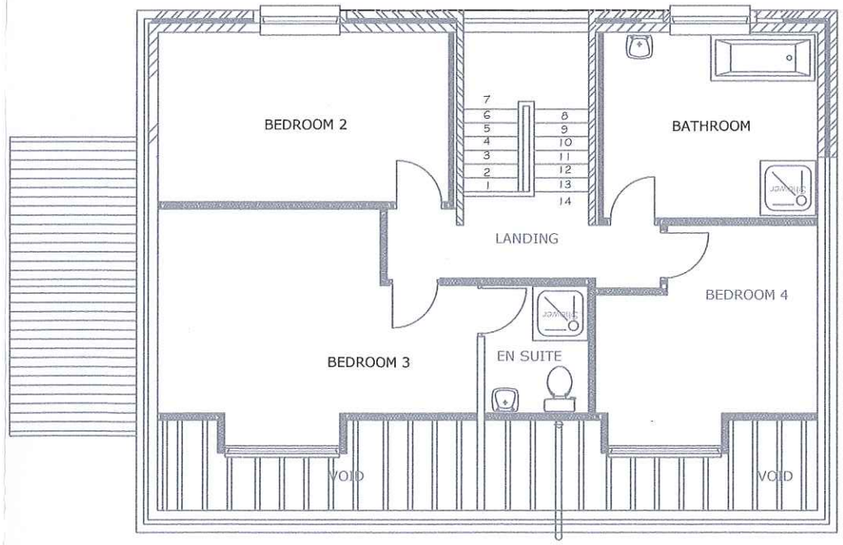

EXISTING FIRST FLOOR PLAN

Project
Proposed Extension to Bedroom
Proposed Two Storey Extension

Date
April 2016

Title
Existing Elevations and
Floor Plans

Drawn

Location
Christopher Moss
The Firs, The Hollows, Caverswall,
Staffordshire Moorlands ST11 9EE

Scale
1:200

TechniCAD
Design Services
37 Park Road Nantwich
Cheshire CW5 7AG
Telephone 0270 628373
E-Mail technicad37@tiscali.co.uk

Drg. No. CM03 EEP 01 A

Revision A

DIMENSIONS IN MILLIMETRES UNLESS STATED OTHERWISE | DO NOT SCALE

Drg. No. CM03 RGP 01 A

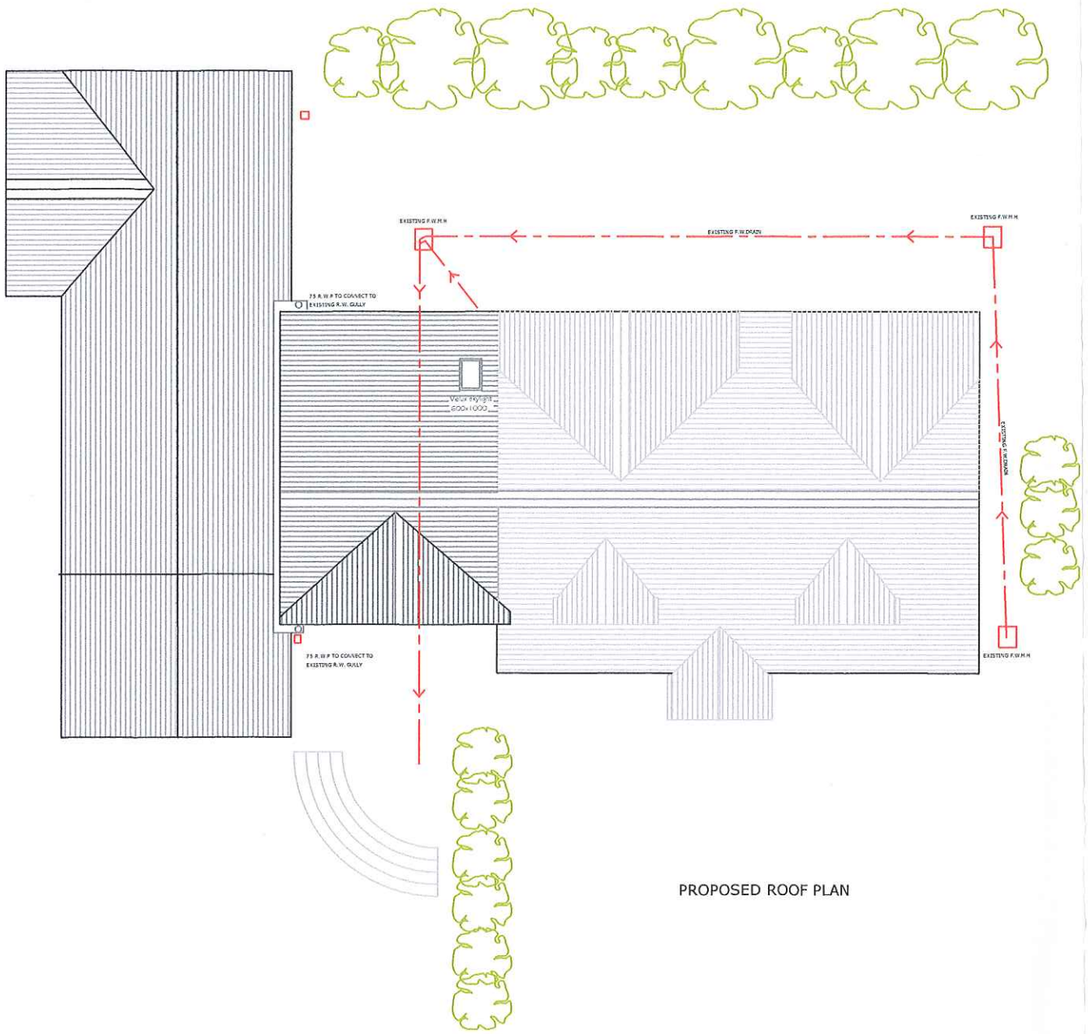

PROPOSED ROOF PLAN

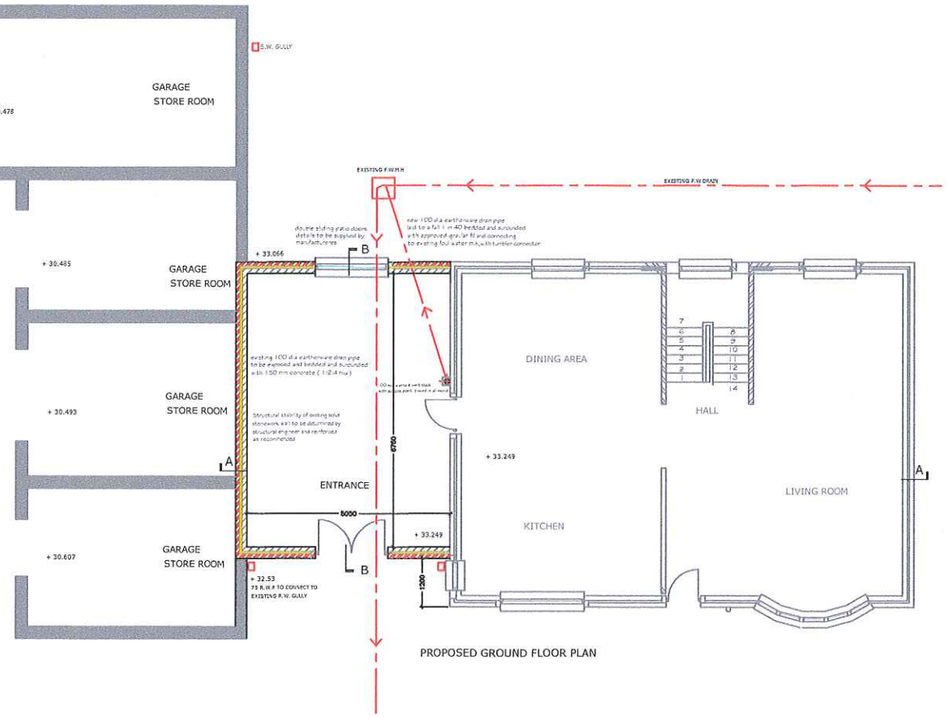

PROPOSED GROUND FLOOR PLAN

North

Project: Proposed Extensions to First Floor Bedrooms	Date: April 2016	TechniCAD Design Services 37 Park Road Nantwich Cheshire CW5 7AG Telephone 0270 628373 E-Mail technicad37@tiscali.co.uk
Title: Proposed Roof Plan and Garage Floor Plan	Drawn:	
Location: Christopher Moss The Firs, The Hollows, Caverswall, Staffordshire Moorlands ST11 9EE	Scale: 1:150	Drg. No. CM03 RGP 01 A Revision