





ROOF PLAN 1:100

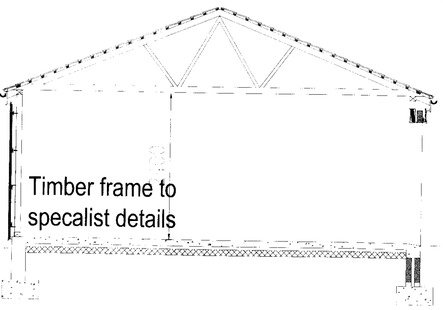

Section A A

THE CONTRACTOR IS TO CHECK AND VERIFY ALL BUILDING, SITE DIMENSIONS, AND LEVELS.

MATERIALS AND WORKMANSHIP ARE TO COMPLY WITH CURRENT BRITISH STANDARDS, BRITISH STANDARDS CODE OF PRACTICE, BUILDING REGULATIONS AND BUILDING STANDARDS.

SIDE ELEVATION

SIDE ELEVATION

BLOCK PLAN 1:500

50 X 100mm REGTAN FRAMING @ 600mm CENTRES
16 X 150mm TANALISED TREATED SITPLAP CLADDING
PRE-FABICATED ROOF TRUSSES @ 600mm CENTRES
NOGGIN @ 1200mm
TOP PLATE
DOUBLE FRAMED IN CORNERS (100 X 100mm)
DIAGONAL WIND BRACING
PLANKED GARAGE DOORS
SUPPLY ONLY 100mm BLACK HALF ROUND GUTTER TO FRONT & REAR
150 x 150mm OAK POSTS & LINTEL ARCHED BRACING & DOWELLS

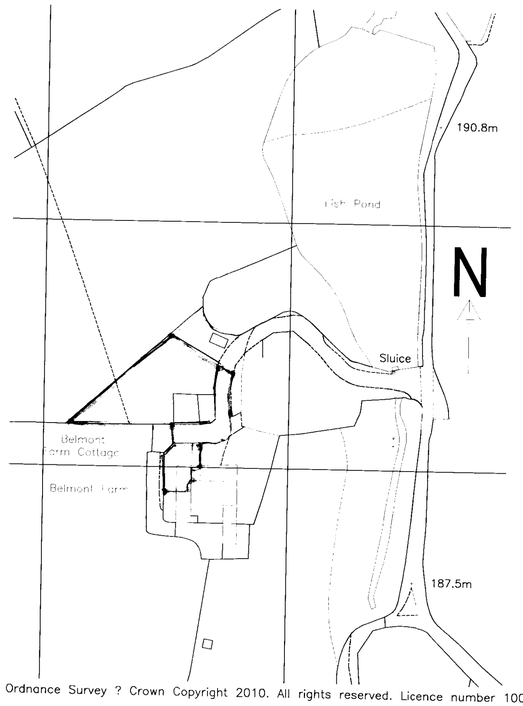

Ordnance Survey ? Crown Copyright 2010. All rights reserved. Licence number 100020449

SITE LOCATION PLAN 1:1250

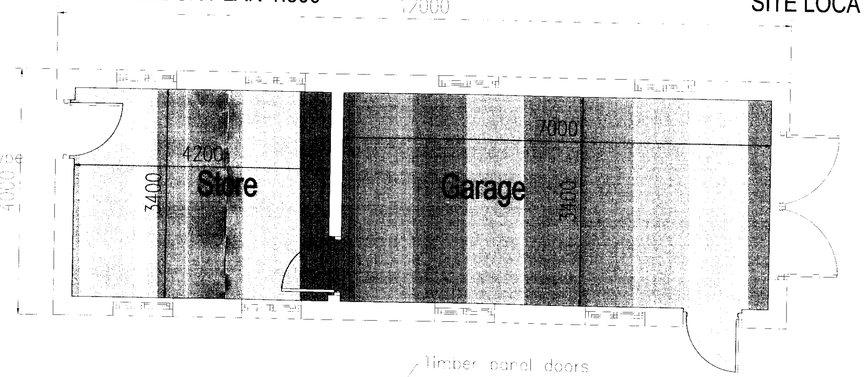

PROPOSED PLAN

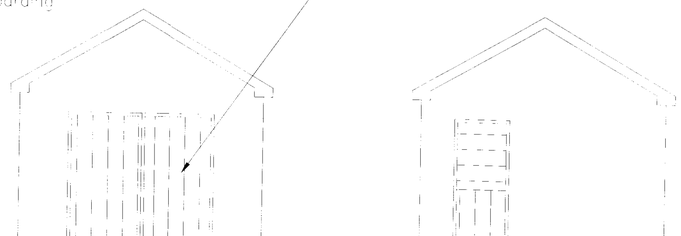

FRONT ELEVATION

This Drawing Is For Planning Permission & Building Regulations

Notes:

1. Do not scale off this drawing. All dimensions are in mm & are to be checked on site prior to manufacture & construction. This drawing is the property of P.A. Taylor Plans & should not be reproduced without permission. All discrepancies to be brought to the attention of the P.A. Taylor immediately. This drawing shall be read in conjunction with all relevant specialist drawings & specifications.
2. The Contractor is to check and verify all building and site dimensions, levels and service locations including sewer invert levels at connection points before work commences. Materials and workmanship are to comply with current British Standards, British Standards Code of Practice, Building Regulations & Building Standards.

GENERAL NOTES -
All works to be carried out in strict accordance with latest building regulations.
All materials used are to be fixed in strict accordance with manufacturers recommendations and trade literature.
All structural timbers to be used are to be SC3 (unless otherwise stated) stress grade and pressure impregnated with an approved preservative.
All glazing to windows and doors externally are to be double glazed units and glass it to comply to BS8262 and BS6206 in all critical locations.
All electrical works are to be carried out by an approved contractor and a member of the ECA and all works are to comply with the N/C EIC and the IEE Rules and Regulations 16th Edition.
Any gas works to be undertaken are to be carried out by an Corgi registered installer.
This building is classified as a dwelling house and surface spread of flame to all surfaces is to be class 1.
Provide mastic pointing to all external reveals and openings.
Provide insulated dpc's to all cavity reveals by openings.
Close all cavities at eaves level with fire resistant materials cape masterboard or turned block.

ALL DIMENSIONS IN mm. Contractor to verify all levels any discrepancy to be notified to architect immediately DO NOT SCALE.
IF IN DOUBT ASK !

THIS DRAWING IS TO BE READ IN CONJUNCTION WITH ALL RELEVANT SPECIALIST DRAWINGS AND SPECIFICATIONS.

ALL STRUCTURAL CONCRETE TO BE GRADE C40
CEMENT CONTENT 330 Kg/m3
MAX FREE WATER/CEMENT RATIO 0.50

ALL MASS CONCRETE TO BE GRADE C20
CEMENT CONTENT 220 Kg/m3
MAX FREE WATER/CEMENT RATIO 0.8

COVER TO ALL REINFORCEMENT TO BE 40mm

BUILDING REGULATIONS NOTES:

1. All works shall be undertaken in accordance with the Building Regulations 1991 and its latest amendments.
2. All structural works shall be inspected at each stage of the works by the Local Authority Building Inspector and shall comply with his/her recommendations.
3. All elements of structure shall have minimum one hour fire resistance.
4. All walls shall achieve class "0" surface spread of flame characteristics.
5. All ceilings shall achieve class "0" surface spread of flame characteristics.
6. Roof coverings shall have "AA" designation.
7. All structural walls utilised to carry new loading shall be uncovered in the presence of the Building Inspector to determine suitability to carry new loading, and shall be amended if required in accordance with his recommendations.
The Main Contractors attention is drawn to the requirement that all timbers designated shall comply with the timber grades specified in Approved Documents A1/2, tables "B1" and "B2".

Rev.	Date	Status/Amendments:	By
A	Feb 10		

P.A.TAYLOR PLANS
Extensions, Loft Conversions,
Local New Builds & Building Surveys.
The Sand Quarry,
Hougher Wall Rd,
Audley,
Staffordshire. ST7 8JA.
Tel: (01782) 721111
Mob: (07714) 690927
Qualified Building Surveyor

Client:
Mr John Calverley

Project:
Belmont Farm Cottage
Belmont Rd
Ibstones ST10 2JR

Drawing Title:
Proposed Garage

Scale:

Paper Size:

Date Created: