

FRONT ELEVATION
(EXISTING)
Scale 1:100

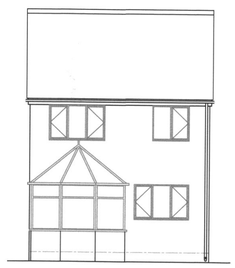

REAR ELEVATION
(EXISTING)
Scale 1:100

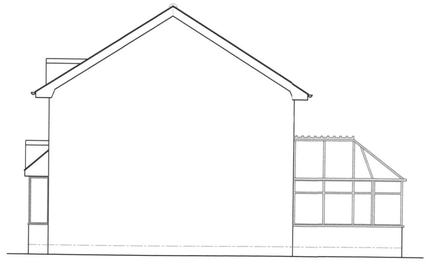

SIDE ELEVATION
(EXISTING)
Scale 1:100



SIDE ELEVATION
(EXISTING)
Scale 1:100



FRONT ELEVATION
(PROPOSED)
Scale 1:100



REAR ELEVATION
(PROPOSED)
Scale 1:100

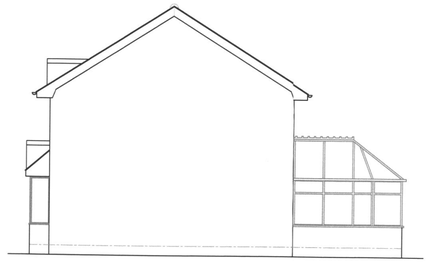

SIDE ELEVATION
(PROPOSED)
Scale 1:100

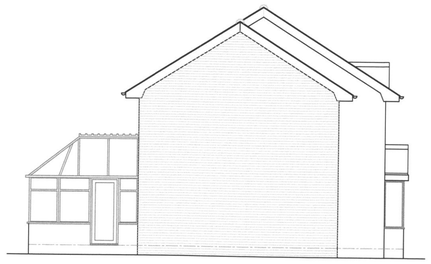

SIDE ELEVATION
(PROPOSED)
Scale 1:100

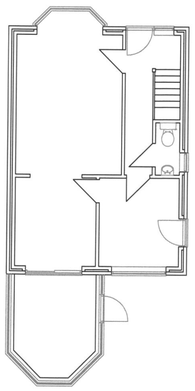

GROUND FLOOR PLAN
(EXISTING)
Scale 1:100

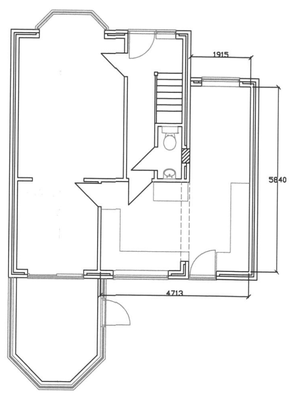

GROUND FLOOR PLAN
(PROPOSED)
Scale 1:100

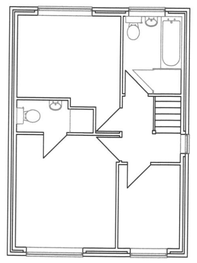

FIRST FLOOR PLAN
(EXISTING)
Scale 1:100

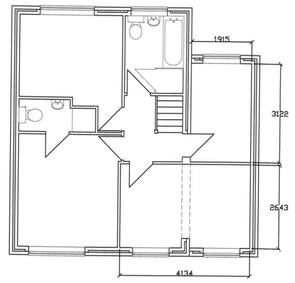

FIRST FLOOR PLAN
(PROPOSED)
Scale 1:100

NOTES

BRICKWORK: 300mm CAVITY BRICKWORK COMPRISING MATCHING FACING BRICK OUTER LEAF, 100mm. CAVITY PARTIALLY FILLED WITH 50mm KINGSPAN THERMAWALL CAVITY INSULATION BATT., WITH 100mm. THERMALITE SHIELD 2000 OR SIMILAR INSULATION BLOCK INNER LEAF, INSULATED CAVITY CLOSERS TO REVEALS OF ALL OPENINGS. FINISHED INTERNALLY WITH 13mm LIGHTWEIGHT PLASTER & SKIM. THE WHOLE TIED TOGETHER WITH STAINLESS STEEL BUTTERFLY TIES, TO BS1243 @ 5/m2. ALL TO ACHIEVE 0.28 "U" VALUE HEATLOSS.
WEAK MIX SAND CEMENT CAVITY FILL TO GROUND LEVEL.

HORIZONTAL & VERTICAL Dpcs TO ALL EXTERNAL OPENINGS. DPC TO WALL TO BE A MINIMUM 150mm ABOVE GROUND LEVEL.

FOUNDATIONS: STRIP FOUNDATIONS TO ALL NEW BRICKWORK. A MINIMUM OF 1000mm BELOW GROUND LEVEL, BUT BELOW DRAINAGE. 2No. LAYERS OF B503 STEEL MESH IN CONCRETE FOOTINGS.

FLOOR CONSTRUCTION: (GROUND FLOOR) SUPERIOR FLOOR FINISH ON 40mm SAND CEMENT SCREED ON 100mm. CONCRETE FLOOR SLAB, REINFORCED WITH 2No. LAYERS OF A142 STEEL MESH FABRIC ON 1200g. VISQUEEN Dpm. ON 1 No. LAYER KINGSPAN 100mm. RIGID UNDERFLOOR INSULATION BOARD,OR SIMILAR APPROVED. 25mm INSULATION TO BE INCLUDED AT THE EXTERNAL EDGES OF FLOOR SLAB. ON 50mm SAND BLINDING ON 150mm. LAYER OF SULPHATE FREE CONSOLIDATED HARDCORE.

MAIN ROOF CONSTRUCTION: TO MATCH EXISTING ROOF WITH MATCHING PLAIN TILES, ON 50x40 TIMBER BATTENS ON NON TEAR SARKING UNDERFELT. FOR DETAILS & SIZES OF ROOF MEMBERS SEE TIMBER SCHEDULE.
ALL STRUCTURAL TIMBERS TO STRESS GRADED & TANALISED OR TREATED WITH PRESERVATIVE.

LATERAL RESTRAINT: ALL ROOF TIMBERS & FLOOR JOISTS TO BE ANCHORED BACK TO MASONRY USING GALV. MILD STEEL STRAPS @ 1000mm. MAX. CENTRES WHERE TIMBERS ARE AT RIGHT ANGLES & 2000mm. MAX CENTRES WHERE PARALLEL TO WALLS.

CEILINGS: ALL CEILINGS TO BE FINISHED WITH 15mm PLASTERBOARD. ALL JOINTS TO BE FILLED AND SEALED, WITH A FINAL SKIM FINISH.

WINDOWS: TO BE DOUBLE GLAZED, 16mm Min. AIR GAP WITH OPENING LIGHTS DRAUGHTSEALED. ALL WINDOWS TO HAVE TRICKLE VENTILATION. ALL GLAZING TO HAVE LOW "E" COATING 0.15 RATING, ACHIEVING 1.6W/m2K "U" VALUE. FRAMES TO BE MASTIC SEALED TO WALLS.
SAFETY GLASS TO DOOR GLAZING WILL BE INSTALLED CONFORMING TO BS6206:1981 cl.5.3

LINTELS: CATNIC CN4 OR SIMILAR COMBINED LINTELS OVER ALL EXTERNAL OPENINGS. REFS. FROM STANDARD CATNIC CATALOGUE.

DRAINAGE: ALL NEW DRAINS TO BE 100mm. DIA. HEPSLEEVE OR SIMILAR APPROVED, ON GRANULAR BACKFILL. ALL DRAINS PASSING UNDER BUILDINGS TO BE EXPOSED IF EXISTING AND CAPPED WITH 150mm. COVER CONCRETE & SUITABLY ARCHED WHERE PASSING THROUGH BRICKWORK.
INTERNAL DRAINAGE Upvc. WC. 100mmØ, HAND BASINS 32mm Ø, SHOWER 38mm Ø. ALL WITH 75mm. DEEP SEAL TRAPS.

INSULATION: 300mm. INSULATION QUILT. LAID BETWEEN & OVER NEW CEILING JOISTS IN BOTH ROOF SPACES AND TO LINK WITH CAVITY WALL INSULATION, WHILST MAINTAINING 50mm FREE AIR SPACE ABOVE.

VENTILATION: EAVES VENTILATORS EQUIVALENT TO 10mm. CONTINUOUS GAP FOR FULL LENGTH OF RIDGE. ALLOWING FREE FLOW CROSS VENTILATION TO ROOF SPACE.
BACKGROUND VENTILATION TO ALL HABITABLE ROOMS EQUIVALENT TO 8000mm2
MECHANICAL VENTILATION TO UTILITY PROVIDING A MIN. 30lt/sec
MECHANICAL VENTILATION TO BATHROOM/SHOWERCOM PROVIDING A MIN 15 lt/sec

RAINWATER GOODS: EXISTING GUTTERING FROM ROOF TO BE RECONFIGURED TO CATER FOR NEW EXTENSION. NEW 127mm Upvc. HALF ROUND GUTTERING & Ø 65mm DOWNPIPE TO EXTENSION.

ELECTRICAL: ENERGY SAVING LIGHTING WILL BE INSTALLED IN KITCHEN AREA. ie. FLUORESCENT FITTING OR SIMILAR APPROVED.
ALL ELECTRICAL WORK WILL MEET ALL THE REQUIRMENTS OF PART "P" AND DESIGNED AND INSTALLED BY A COMPETENT CONTRACTOR & REGISTERED UNDER THE SELF CERTIFICATION SCHEME.

HEATING SYSTEM: ANY NEW RADIATORS TO BE FITTED WITH THERMOSTATIC VALVES

SMOKE DETECTORS TO BE INSTALLED IN 2No. POSITIONS, IDENTIFIED THUS * COMPLYING WITH THE REQUIREMENTS LAID DOWN IN BS5839:Pt6:2004 BOTH INTERLINKED AND WIRED INTO THE MAINS ELECTRICAL SUPPLY WITH BATTERY BACKUP.

REVISION	DATE	DRAWN BY	DESCRIPTION
A	MAR. 2016	GD	FIRST ISSUE FOR APPROVAL

TITLE: PROPOSED DOUBLE STOREY SIDE EXTENSION
at: 3 WREN CLOSE, BIDDULPH. STOKE-ON-TRENT STAFFS.
for: J SHAW & A GRACE

Sheet Size A1

SMDC. 002/16