THIS DRAWING IS TO BE READ IN CONJUNCTION WITH ACCOMPANYING SPECIFICATION NOTES



Rear Elevation

0 1 2 3 4 5
Metres



Side Elevation



Side Elevation



Typical section through window 1:10

0 1 2 3 4 5
Metres



Roof Plan

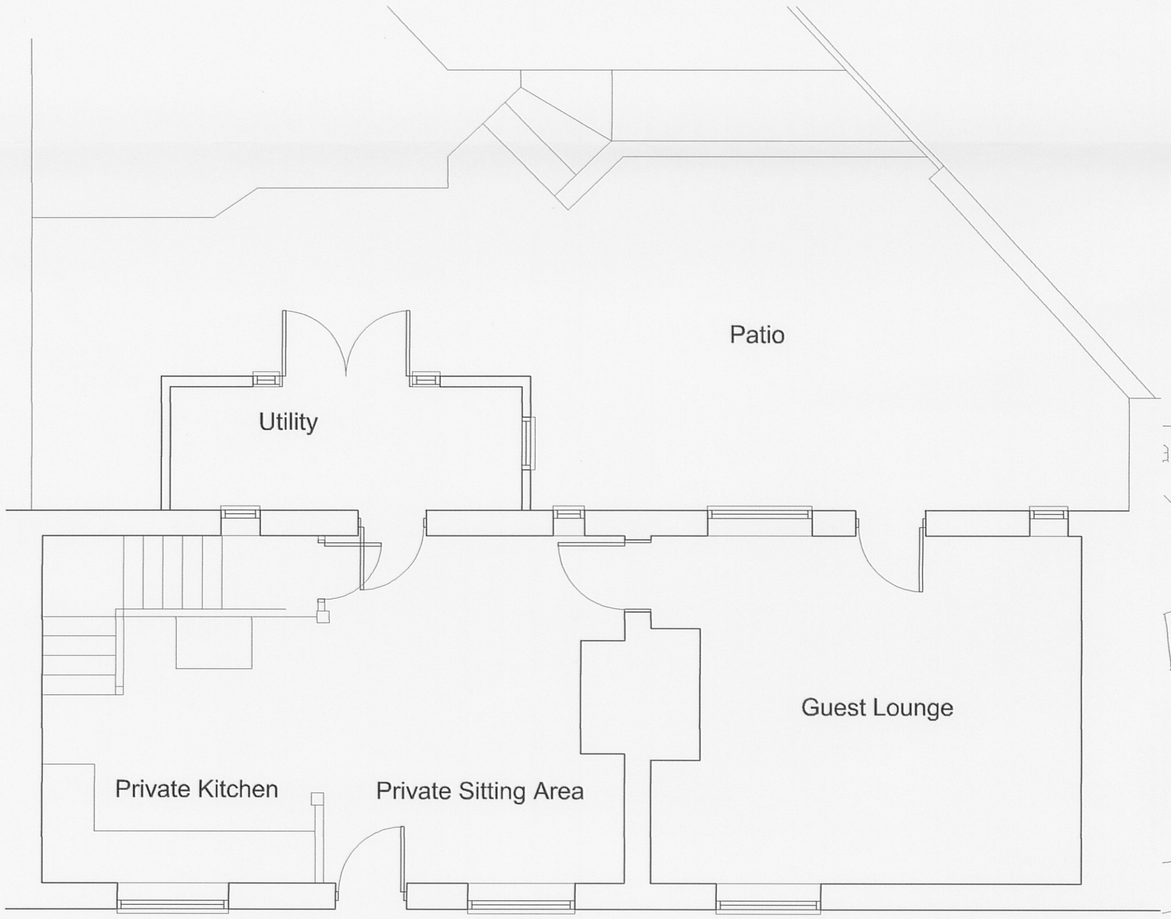

Ground Floor Plan

0 1 2 3 4 5
Metres

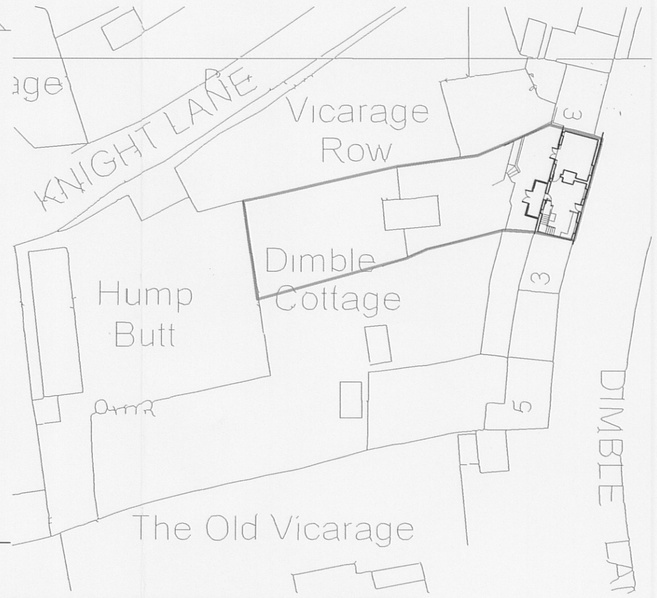

© Crown Copyright. All rights reserved. Licence number 100020449

Block Plan 1:500

revision:	date:	details:
c	01-04-09	roof plan added
b	09-03-08	amended following conservation officers comments
a	-24-01-08	Rear elevation amended

MOORLAND ARCHITECTURAL SERVICES

MOORLANDS,
4 MEIGH ROAD,
WERRINGTON,
STOKE ON TRENT,
ST9 0JY
TEL / FAX 01782 302021

MEMBER OF THE CHARTERED INSTITUTE OF ARCHITECTURAL TECHNOLOGISTS

Client	Mrs J Cuthbert Dimble Cottage, Dimble Lane, Alton, ST10 4BL
Project	Retrospective planning application for the retention of utility room
Description	Existing /proposed plans, elevations and Block plan

1:50 1:500

Scale 1:100	Date January 2008	Revision
Drwg No 799 - 08 - 03c		Sheet Size A 2

- CONTRACTOR IS TO CHECK ALL DIMENSIONS AND REPORT ANY ERRORS AND OMISSIONS
- ALL DIMENSIONS ARE IN MILLIMETRES UNLESS OTHERWISE STATED
- FIGURED DIMENSIONS SHOULD BE TAKEN IN PREFERENCE TO SCALING
- SETTING OUT IS THE RESPONSIBILITY OF THE CONTRACTOR
- THIS DRAWING IS FOR THE PURPOSES OF SUBMISSION TO LOCAL AUTHORITY
- THIS DRAWING IS THE COPYRIGHT OF MOORLAND ARCHITECTURAL SERVICES.

MOORLAND ARCHITECTURAL SERVICES