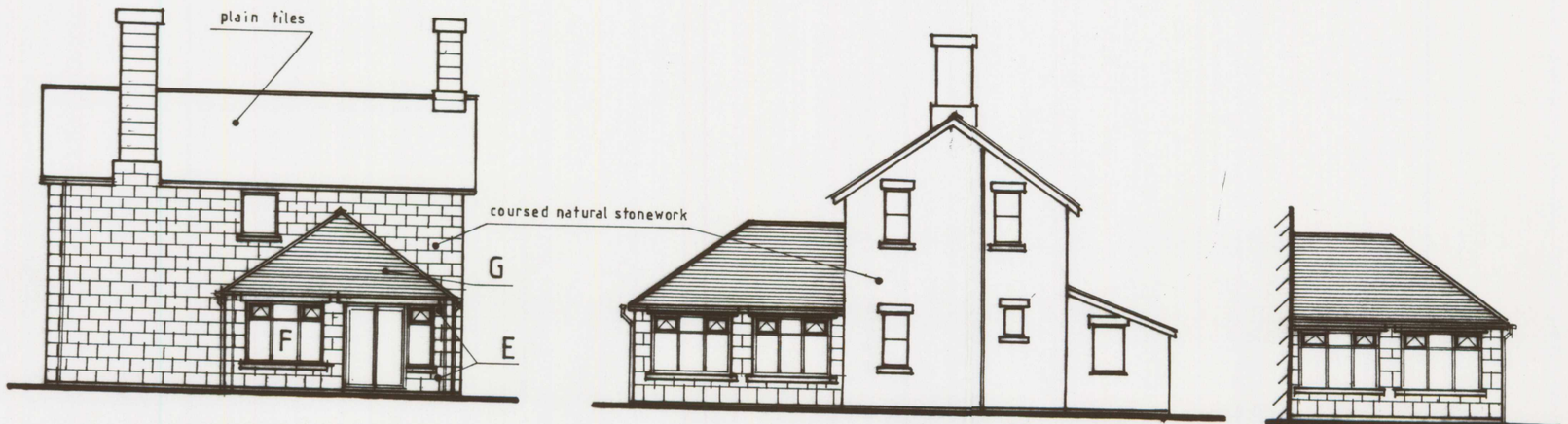

REAR ELEVATION

SIDE ELEVATION

SIDE ELEVATION

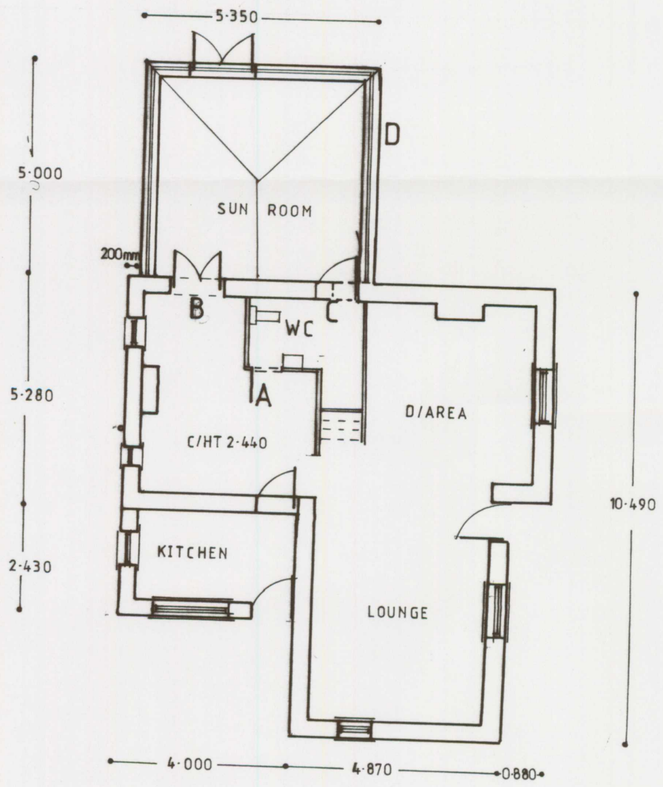

GROUND FLOOR PLAN

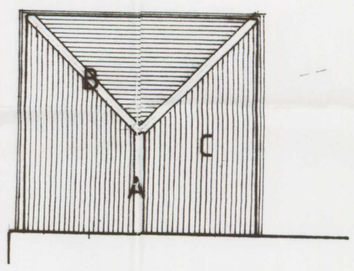

ROOF PLAN

KEY :

(A) Remove existing door and frame to new WC and make good in matching materials.
(B) Take out existing window and construct double doors inclusive of frame to clients instructions, and make good in matching materials.
(C) Take out existing window and form opening for a new door and frame to clients instructions.
(D) Construct external walls in coursed stonework to match the existing dwelling materials.
(E) Stone heads and sills to match existing dwelling materials.
(F) External windows and doors to be in upvc (colour: light oak)
(G) Plain roof tiles to match the main roof.

Note :. Connect foul and storm drainage to the existing system.

ROOF PLAN :

A) Plain angle ridge tiles.
B) Angle hip tiles.
C) Plain tiles (black)
D) Gutter (rainwater goods) to be in upvc (brown)

NOTES:
All dimensions must be checked on site and not scaled from this drawing.

A		
	Date	Revisions

© copyright

Client
MR AND MRS R. CARTLIDGE

Job Title
PROPOSED REAR EXTENSION AND ALTERATIONS

08/01454

FUL

22 JUL 2008

Drawing Title

Scale 1-100

Date 17-07-2008

Drawn by

Drg No. 2

Rev

A PRODUCT OF THE UNO RANGE – ARCHITECT CAT. No. 7312.

420×594mm A2